

Model Cor-C1 cde
(D197/D198/D199/D249/D250/D251)
Parts Catalog

Parts change information sample

 **Add**

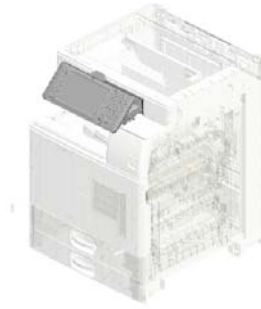
 **Update**

 **Delete**

Unit All



U001
EXTERIOR




U002
OPERATION




U003
SCANNER



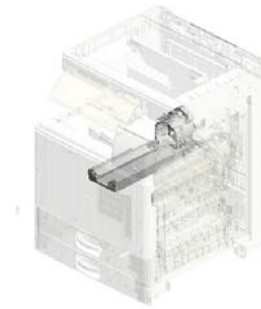
U004
LASER UNIT




U005
PAPER FEED




U006
PCDU



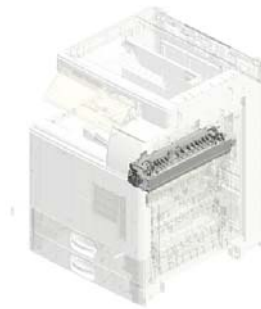
U007
TONER SUPPLY



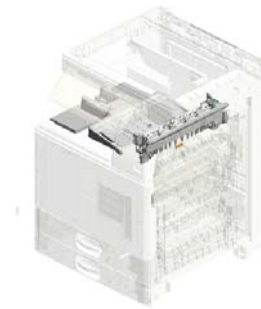
U008
TRANSFER/SEPARATION




U009
TONER RECYCLING



U010
FUSING




U011
PAPER EXIT




U012
DUPLEX


Unit All



U013
MAIN DRIVE



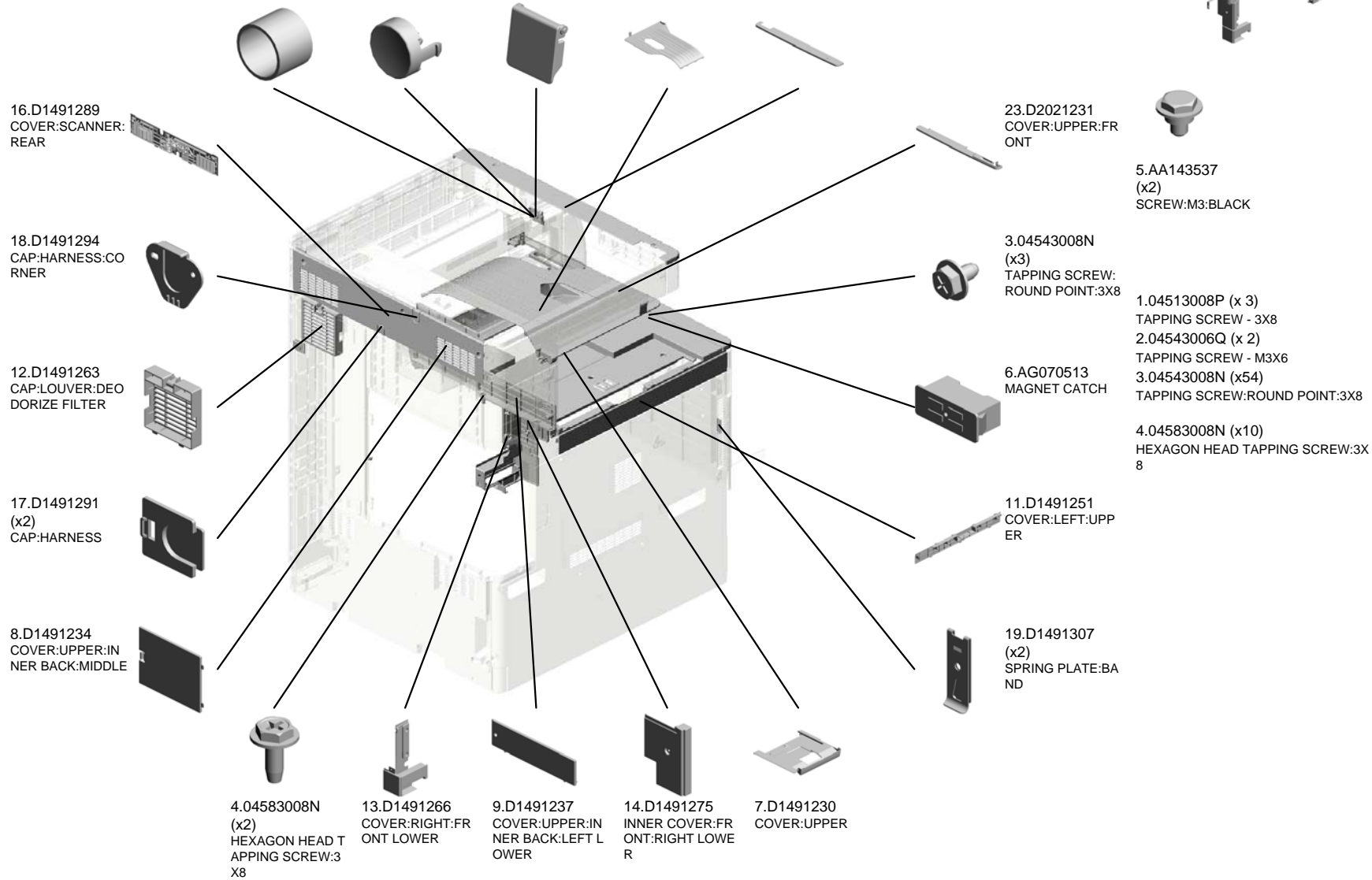

U014
ELECTRICAL



U015
MAIN FRAME

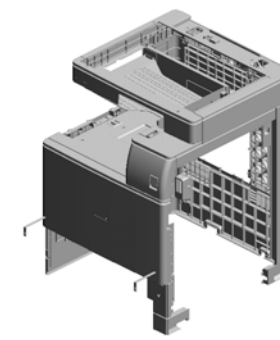
U001 EXTERIOR

- 22.D1495884 COMPRESSION SPRING:KEYTOP
- 21.D1495883 KEYTOP:MAIN SWITCH
- 10.D1491242 COVER:MAIN SWITCH
- 20.D1494492 TRAY:REVERSE
- 15.D1491282 COVER:SCANNER:UPPER:FRONT



U001 EXTERIOR

- 24.D2021232 COVER:UPPER:EXIT
- 32.D2021246 GUIDE PLATE:COVER:FRONT:RIGHT UPPER
- 31.D2021245 COVER:FRONT:UPPER
- 29.D2021243 COVER:FRONT:UPPER:OPERATIONS UB-UNIT
- 30.D2021244 COVER:FRONT:RIGHT UPPER



41.D2021267 COVER:RIGHT:UPPER

25.D2021233 COVER:UPPER:INNER BACK

38.D2021261 COVER:REAR:UPPER

39.D2021262 COVER:REAR:RIGHT UPPER

40.D2021265 COVER:RIGHT:REAR

37.D2021260 COVER:REAR:LOWER

35.D2021252 COVER:LEFT:UPPER:REAR

43.D2021277 COVER

26.D2021235 COVER:UPPER:INNER BACK:BIN

36.D2021255 COVER:LEFT

42.D2021276 DECAL:INSERT SUB-UNIT:TONER BOTTLE

34.D2021249 MAGNET CATCH:COVER:FRONT

27.D2021241 CASE:DOOR:FRONT

33.D2021247 (x2) BAND:STOPPER:DOOR


28.D2021242 DOOR:FRONT

U001 EXTERIOR

49.D2021288 COVER:SCANNER:
UPPER:RIGHT

48.D2021287 COVER:SCANNER:
RIGHT

45.D2021281 COVER:SCANNER:
FRONT



50.D2021290 COVER:SCANNER:
UPPER:REAR

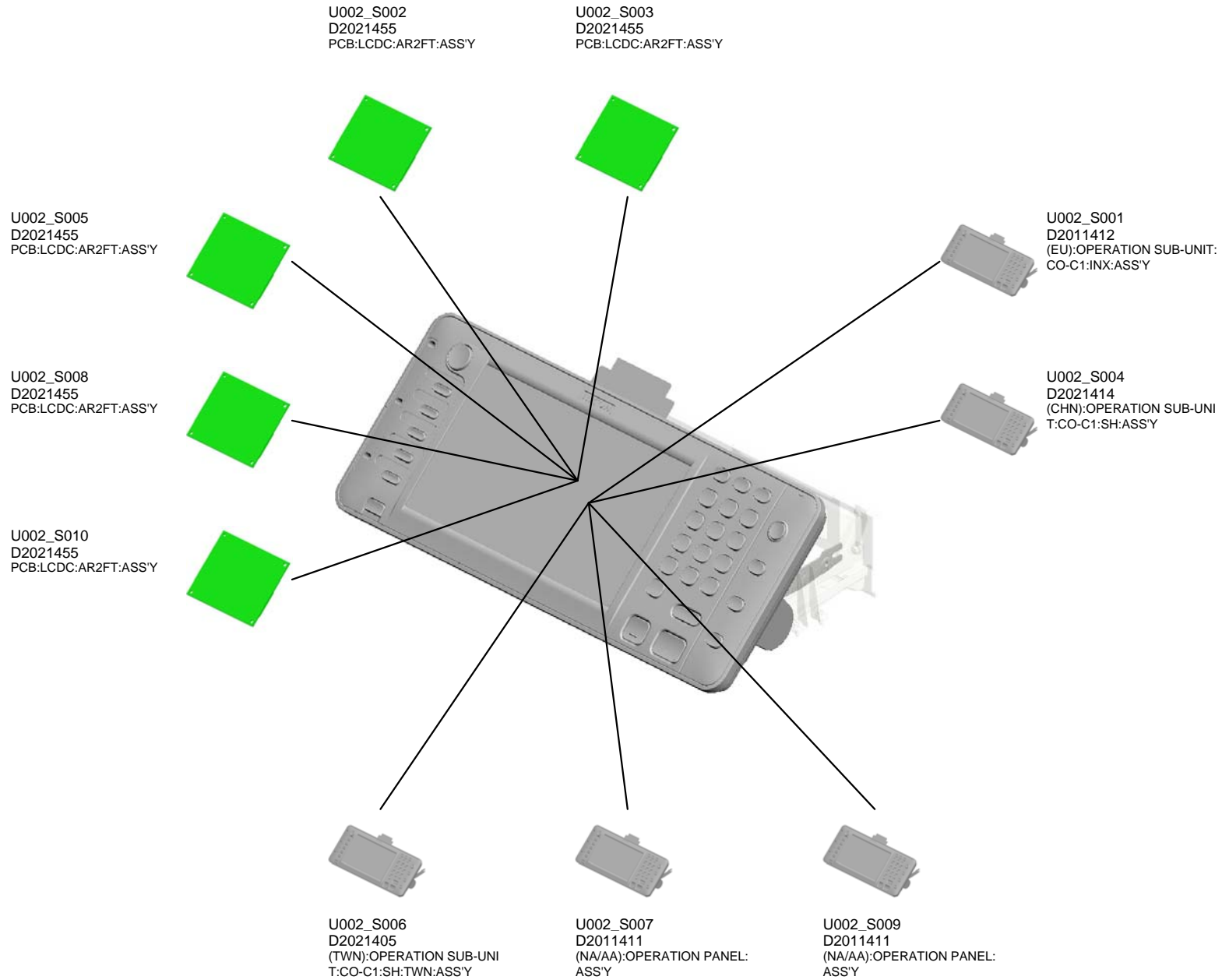
47.D2021285 COVER:SCANNER:
UPPER:LEFT

46.D2021284 COVER:SCANNER:
LEFT

44.D2021279 INNER COVER:FR
ONT

U001	U002	U003	U004	U005	U006	U007	U008	U009	U010	U011	U012	U013	U014	U015
------	------	------	------	------	------	------	------	------	------	------	------	------	------	------

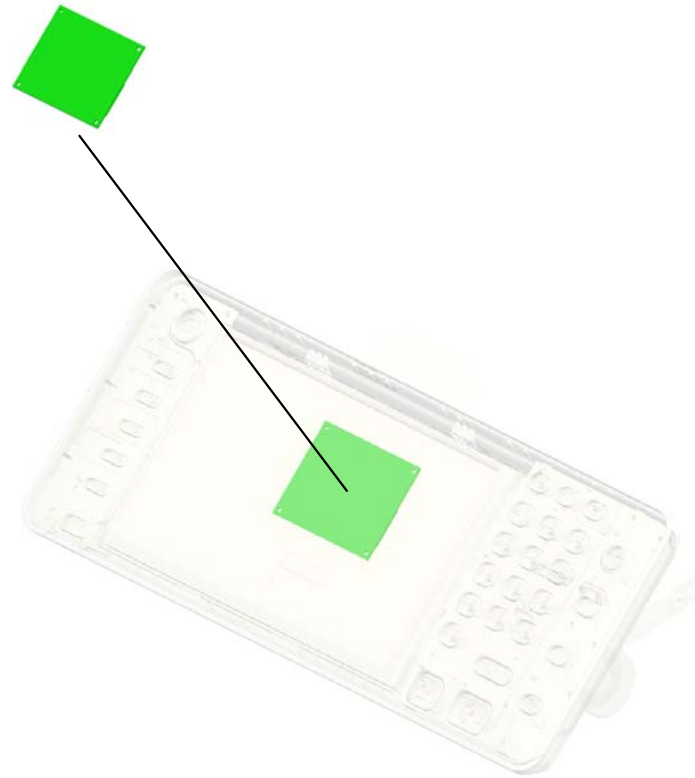
U002.OPERATION



U001	U002	U003	U004	U005	U006	U007	U008	U009	U010	U011	U012	U013	U014	U015
------	-------------	------	------	------	------	------	------	------	------	------	------	------	------	------

U002_S001.(EU):OPERATION SUB-UNIT:CO-C1:INX:ASS'Y


U002_S001_S001
D2021455
PCB:LCDC:AR2FT:ASSY



U001	U002	U003	U004	U005	U006	U007	U008	U009	U010	U011	U012	U013	U014	U015
------	------	------	------	------	------	------	------	------	------	------	------	------	------	------

U002_S004.(CHN):OPERATION SUB-UNIT:CO-C1:SH:ASS'Y


U002_S004_S001
D2021455
PCB:LCDC:AR2FT:ASSY



U001	U002	U003	U004	U005	U006	U007	U008	U009	U010	U011	U012	U013	U014	U015
------	------	------	------	------	------	------	------	------	------	------	------	------	------	------

U002_S006.(TWN):OPERATION SUB-UNIT:CO-C1:SH:TWN:ASS'Y


U002_S006_S001
D2021455
PCB:LCDC:AR2FT:ASSY



U001	U002	U003	U004	U005	U006	U007	U008	U009	U010	U011	U012	U013	U014	U015
------	------	------	------	------	------	------	------	------	------	------	------	------	------	------

U002_S007.(NA/AA):OPERATION PANEL:ASS'Y


U002_S007_S001
D2021455
PCB:LCDC:AR2FT:ASS'Y



U001	U002	U003	U004	U005	U006	U007	U008	U009	U010	U011	U012	U013	U014	U015
------	------	------	------	------	------	------	------	------	------	------	------	------	------	------

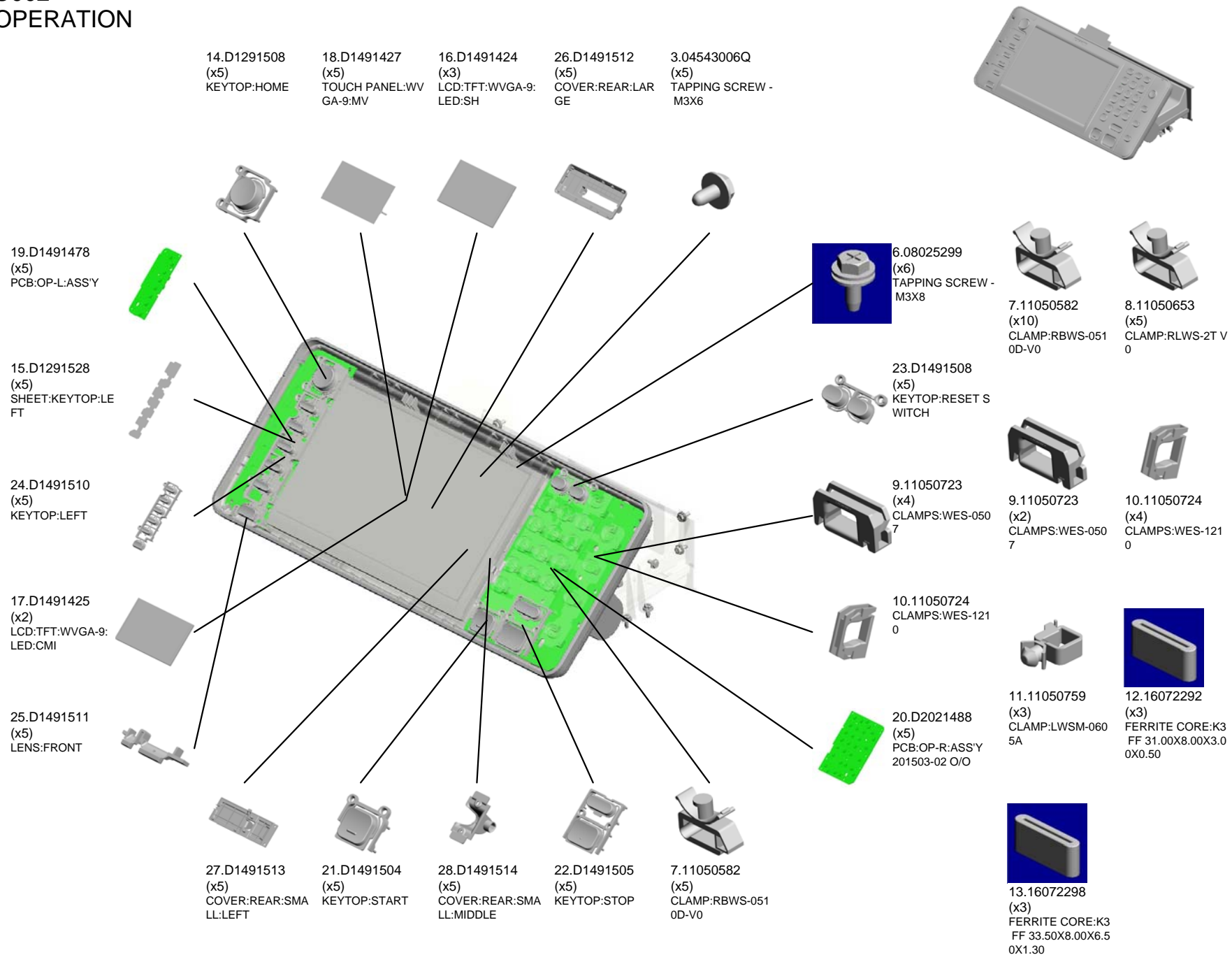
U002_S009.(NA/AA):OPERATION PANEL:ASS'Y

U002_S009_S001
D2021455
PCB:LCDC:AR2FT:ASS'Y



U001	U002	U003	U004	U005	U006	U007	U008	U009	U010	U011	U012	U013	U014	U015
------	-------------	------	------	------	------	------	------	------	------	------	------	------	------	------

U002 OPERATION



U002 OPERATION

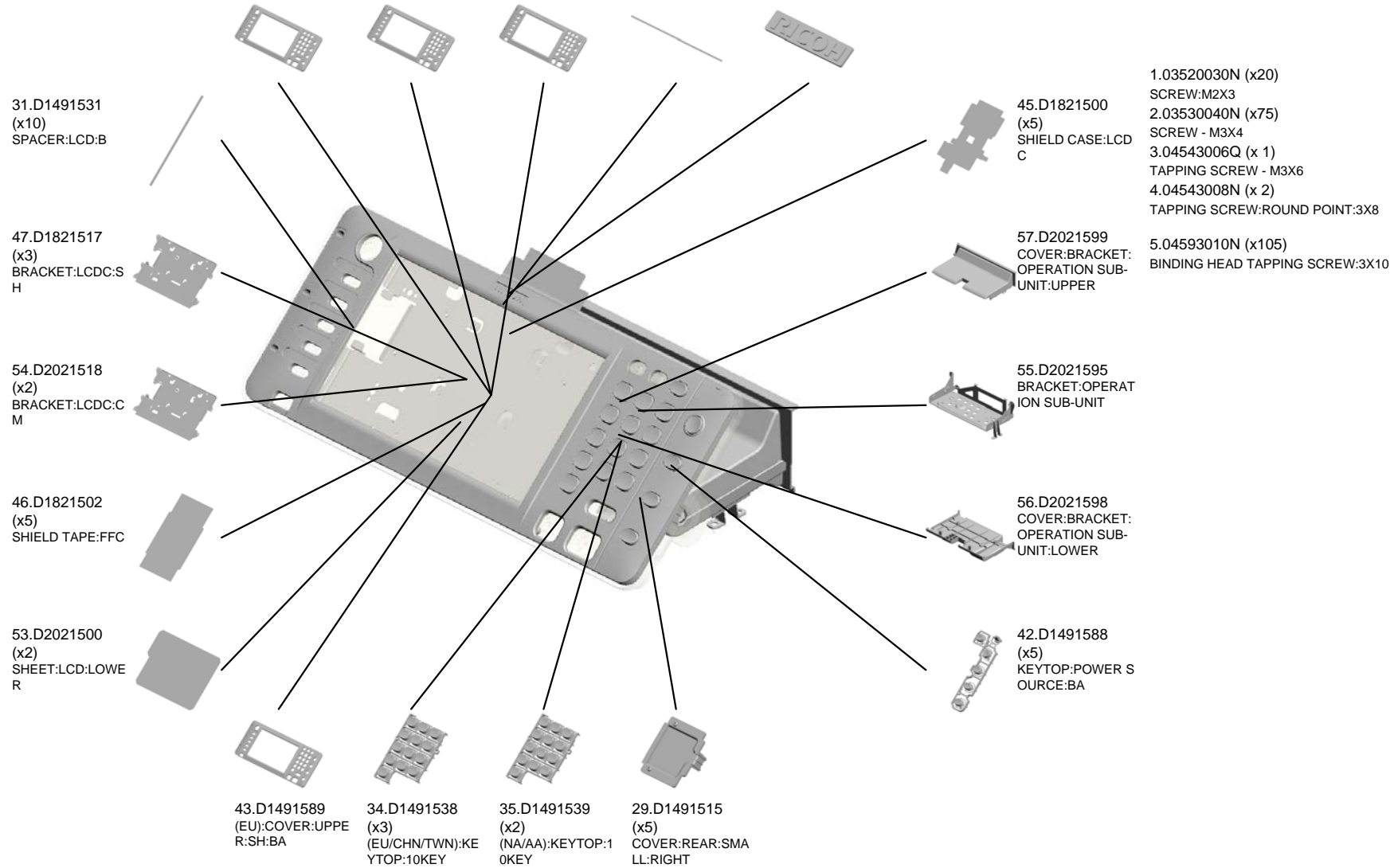
32.D1491533 (x2)
(NA/AA):COVER:UP
PER:SH

38.D1491556 (CHN):COVER:UPP
ER:CM

40.D1491558 (TWN):COVER:UPP
ER:CM

30.D1491530 (x10)
SPACER:LCD:A

36.D1491553
SHEET:LOGO



U002_S001

(EU):OPERATION SUB-UNIT:CO-C1:INX:ASS'Y

14.D1291508
KEYTOP:HOME

18.D1491427
TOUCH PANEL:WV
GA-9:MV

17.D1491425
LCD:TFT:WVGA-9:
LED:CM1

26.D1491512
COVER:REAR:LAR
GE

31.D1491531
(x2)
SPACER:LCD:B

49.D2011412
(EU):OPERATION S
UB-UNIT:CO-C1:IN
X:ASSY



19.D1491478
PCB:OP-L:ASS'Y



15.D1291528
SHEET:KEYTOP:LE
FT



30.D1491530
(x2)
SPACER:LCD:A



24.D1491510
KEYTOP:LEFT



25.D1491511
LENS:FRONT



27.D1491513
COVER:REAR:SMA
LL:LEFT



21.D1491504
KEYTOP:START



28.D1491514
COVER:REAR:SMA
LL:MIDDLE



22.D1491505
KEYTOP:STOP



29.D1491515
COVER:REAR:SMA
LL:RIGHT



23.D1491508
KEYTOP:RESET S
WITCH



7.11050582
(x2)
CLAMP:RBWS-051
0D-V0





8.11050653
CLAMP:RLWS-2T V
0

34.D1491538
(EU/CHN/TWN):KE
YTOP:10KEY



9.11050723
CLAMPS:WES-050
7




10.11050724
CLAMPS:WES-121
0

7.11050582
CLAMP:RBWS-051
0D-V0



1.03520030N (x 4)
SCREW:M2X3
2.03530040N (x15)
SCREW - M3X4
5.04593010N (x21)
BINDING HEAD TAPPING SCREW:3X10

20.D2021488
PCB:OP-R:ASS'Y
201503-02 O/O



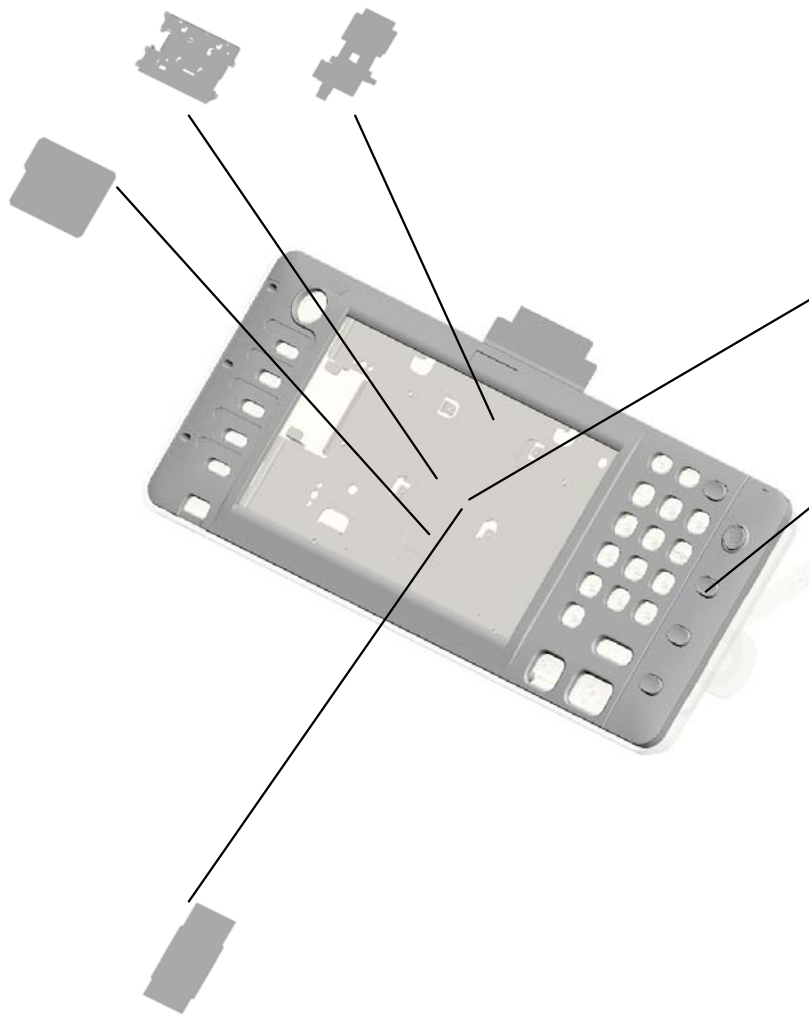
U002_S001
(EU):OPERATION SUB-UNIT:CO-C1:INX:ASS'Y

54.D2021518 45.D1821500
BRACKET:LCDC:C SHIELD CASE:LCD
M C



49.D2011412
(EU):OPERATION S
UB-UNIT:CO-C1:IN
X:ASSY

53.D2021500
SHEET:LCD:LOWE
R



44.D1491592
(EU):COVER:UPPE
R:CM:BA


42.D1491588
KEYTOP:POWER S
OURCE:BA

46.D1821502
SHIELD TAPE:FFC

U001	U002	U003	U004	U005	U006	U007	U008	U009	U010	U011	U012	U013	U014	U015
------	-------------	------	------	------	------	------	------	------	------	------	------	------	------	------

U002_S001_S001
PCB:LCDC:AR2FT:ASS'Y

41.D1491587
ABSORPTION SHE
ET:LCDC




52.D2021455
PCB:LCDC:AR2FT:
ASS'Y




U001	U002	U003	U004	U005	U006	U007	U008	U009	U010	U011	U012	U013	U014	U015
------	------	------	------	------	------	------	------	------	------	------	------	------	------	------

U002_S002
PCB:LCDC:AR2FT:ASS'Y

41.D1491587
ABSORPTION SHE
ET:LCDC




52.D2021455
PCB:LCDC:AR2FT:
ASS'Y




U001	U002	U003	U004	U005	U006	U007	U008	U009	U010	U011	U012	U013	U014	U015
------	------	------	------	------	------	------	------	------	------	------	------	------	------	------

U002_S003
PCB:LCDC:AR2FT:ASS'Y

41.D1491587
ABSORPTION SHE
ET:LCDC

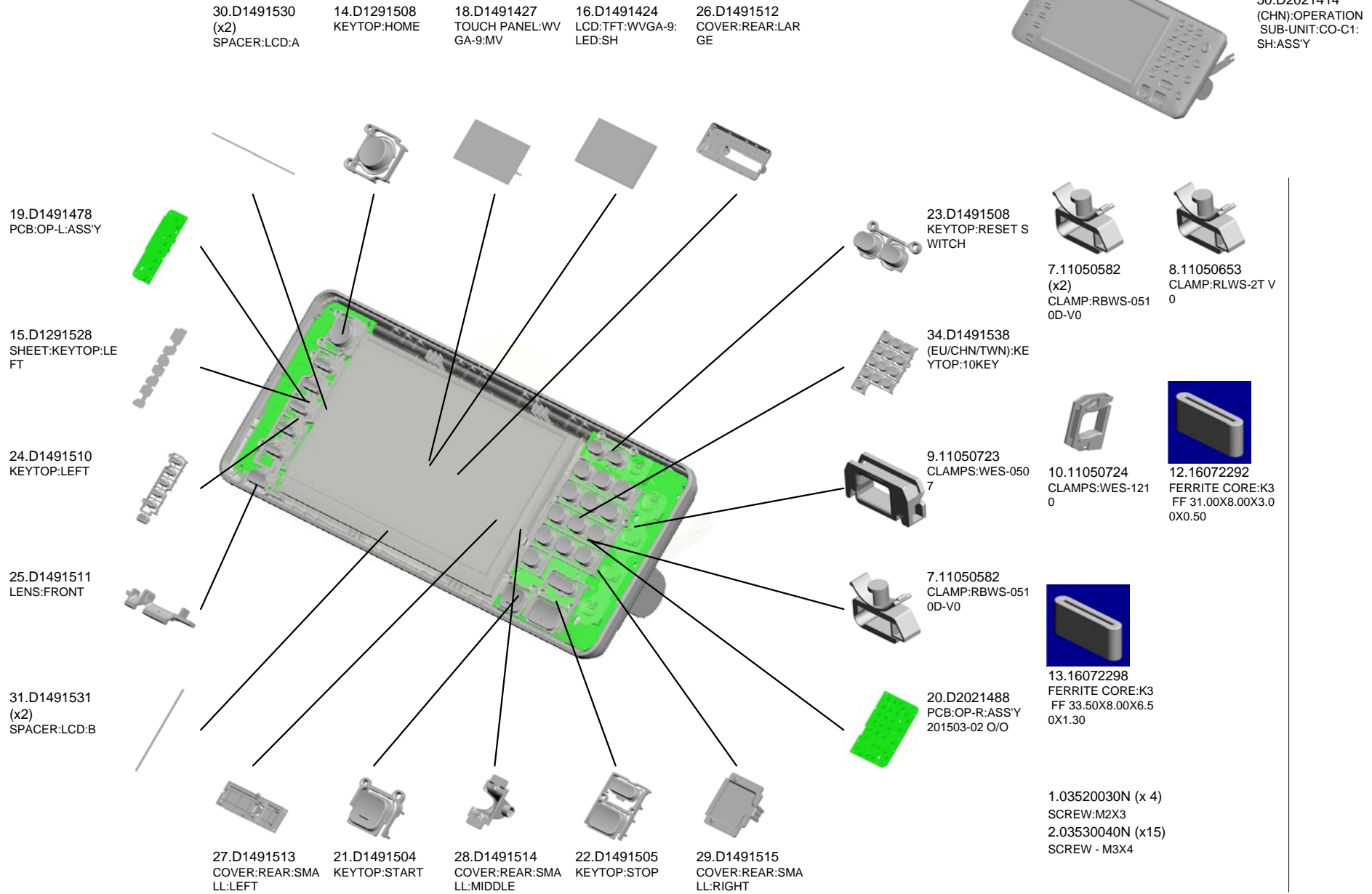


52.D2021455
PCB:LCDC:AR2FT:
ASS'Y



U001	U002	U003	U004	U005	U006	U007	U008	U009	U010	U011	U012	U013	U014	U015
------	------	------	------	------	------	------	------	------	------	------	------	------	------	------

U002_S004
(CHN):OPERATION SUB-UNIT:CO-C1:SH:ASS'Y



U002_S004

(CHN):OPERATION SUB-UNIT:CO-C1:SH:ASS'Y

47.D1821517
BRACKET:LCDC:S
H

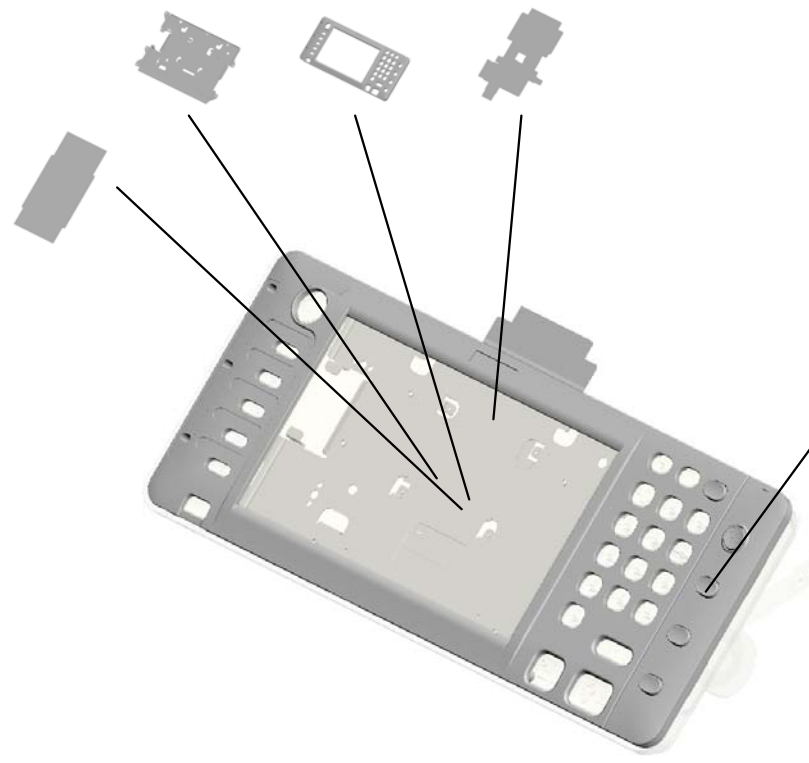
37.D1491555
(CHN):COVER:UPP
ER:SH

45.D1821500
SHIELD CASE:LCD
C




50.D2021414
(CHN):OPERATION
SUB-UNIT:CO-C1:
SH:ASS'Y

46.D1821502
SHIELD TAPE:FFC




5.04593010N (x21)
BINDING HEAD TAPPING SCREW:3X10



42.D1491588
KEYTOP:POWER S
OURCE:BA

U002_S004_S001
PCB:LCDC:AR2FT:ASS'Y

41.D1491587
ABSORPTION SHE
ET:LCDC




52.D2021455
PCB:LCDC:AR2FT:
ASS'Y



U001	U002	U003	U004	U005	U006	U007	U008	U009	U010	U011	U012	U013	U014	U015
------	------	------	------	------	------	------	------	------	------	------	------	------	------	------

U002_S005
PCB:LCDC:AR2FT:ASS'Y

41.D1491587
ABSORPTION SHE
ET:LCDC



52.D2021455
PCB:LCDC:AR2FT:
ASS'Y



U001	U002	U003	U004	U005	U006	U007	U008	U009	U010	U011	U012	U013	U014	U015
------	------	------	------	------	------	------	------	------	------	------	------	------	------	------

U002_S006

(TWN):OPERATION SUB-UNIT:CO-C1:SH:TWN:ASS'Y

30.D1491530
(x2)
SPACER:LCD:A

14.D1291508
KEYTOP:HOME

18.D1491427
TOUCH PANEL:WV
GA-9:MV

16.D1491424
LCD:TFT:WVGA-9:
LED:SH

26.D1491512
COVER:REAR:LAR
GE



51.D2021405

[A]
(TWN):OPERATION
SUB-UNIT:CO-C1:
SH:TWN:ASS'Y
201502-01 O/O

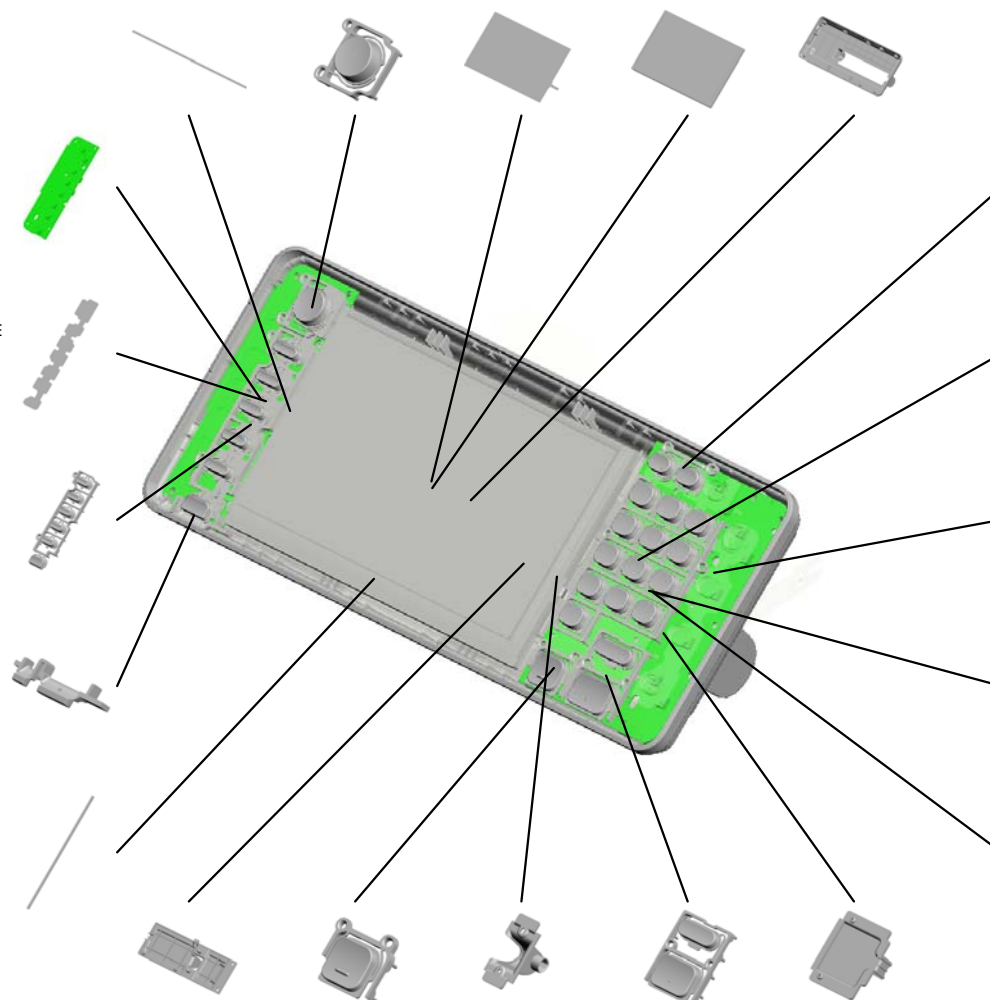
19.D1491478
PCB:OP-L:ASS'Y

15.D1291528
SHEET:KEYTOP:LE
FT

24.D1491510
KEYTOP:LEFT

25.D1491511
LENS:FRONT

31.D1491531
(x2)
SPACER:LCD:B



27.D1491513
COVER:REAR:SMA
LL:LEFT

21.D1491504
KEYTOP:START

28.D1491514
COVER:REAR:SMA
LL:MIDDLE

22.D1491505
KEYTOP:STOP

29.D1491515
COVER:REAR:SMA
LL:RIGHT

23.D1491508
KEYTOP:RESET S
WITCH




7.11050582
(x2)
CLAMP:RBWS-051
0D-V0

8.11050653
CLAMP:RLWS-2T V
0


34.D1491538
(EU/CHN/TWN):KE
YTOP:10KEY



9.11050723
CLAMPS:WES-050
7



10.11050724
CLAMPS:WES-121
0



12.16072292
FERRITE CORE:K3
FF 31.00X8.00X3.0
0X0.50

7.11050582
CLAMP:RBWS-051
0D-V0



13.16072298
FERRITE CORE:K3
FF 33.50X8.00X6.5
0X1.30

20.D2021488
PCB:OP-R:ASS'Y
201503-02 O/O



1.03520030N (x 4)
SCREW:M2X3
2.03530040N (x15)
SCREW - M3X4

U002_S006
(TWN):OPERATION SUB-UNIT:CO-C1:SH:TWN:ASS'Y

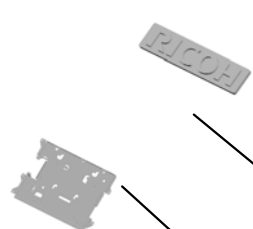
36.D1491553
SHEET:LOGO

45.D1821500
SHIELD CASE:LCD
C



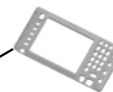
51.D2021405
[A]
(TWN):OPERATION
SUB-UNIT:CO-C1:
SH:TWN:ASS'Y
201502-01 O/O

47.D1821517
BRACKET:LCDC:SH



5.04593010N (x21)
BINDING HEAD TAPPING SCREW:3X10

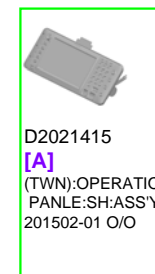
39.D1491557
(TWN):COVER:UPPER:SH



42.D1491588
KEYTOP:POWER SOURCE:BA




46.D1821502
SHIELD TAPE:FFC




D2021415
[A]
(TWN):OPERATION
PANLE:SH:ASS'Y
201502-01 O/O

U002_S006_S001
PCB:LCDC:AR2FT:ASS'Y

41.D1491587
ABSORPTION SHE
ET:LCDC

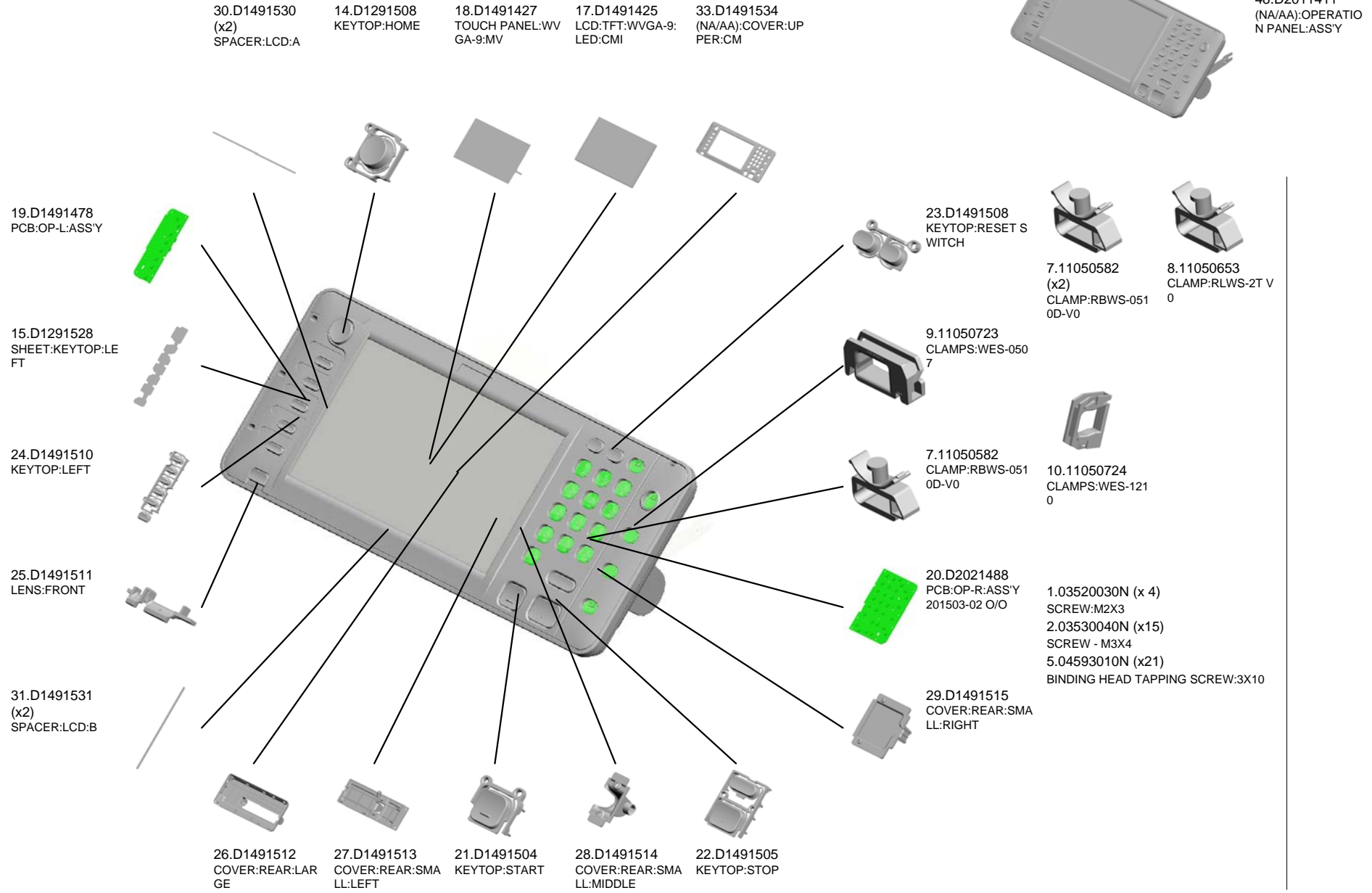


52.D2021455
PCB:LCDC:AR2FT:
ASS'Y



U001	U002	U003	U004	U005	U006	U007	U008	U009	U010	U011	U012	U013	U014	U015
------	------	------	------	------	------	------	------	------	------	------	------	------	------	------

U002_S007
(NA/AA):OPERATION PANEL:ASS'Y



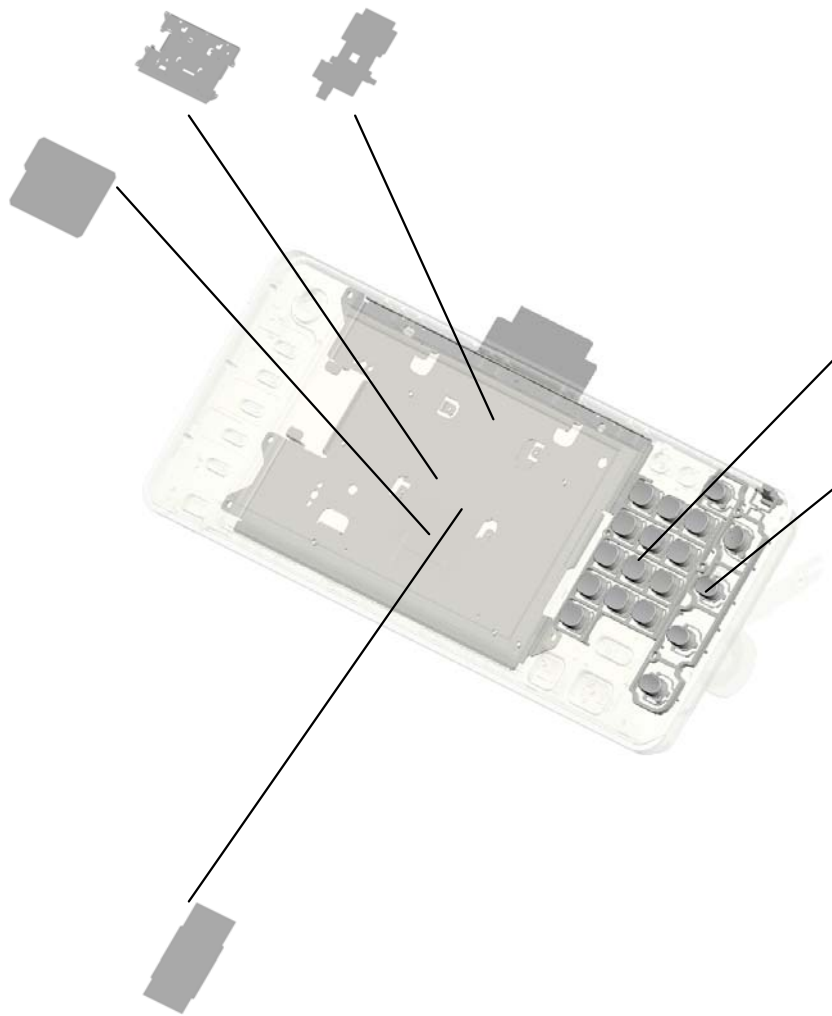
U002_S007
(NA/AA):OPERATION PANEL:ASS'Y

54.D2021518 45.D1821500
BRACKET:LCDC:C SHIELD CASE:LCD
M C



48.D2011411
(NA/AA):OPERATIO
N PANEL:ASS'Y

53.D2021500
SHEET:LCD:LOWE
R



35.D1491539
(NA/AA):KEYTOP:1
0KEY


42.D1491588
KEYTOP:POWER S
OURCE:BA

46.D1821502
SHIELD TAPE:FFC


U001	U002	U003	U004	U005	U006	U007	U008	U009	U010	U011	U012	U013	U014	U015
------	-------------	------	------	------	------	------	------	------	------	------	------	------	------	------

U002_S007_S001
PCB:LCDC:AR2FT:ASS'Y

41.D1491587
ABSORPTION SHE
ET:LCDC




52.D2021455
PCB:LCDC:AR2FT:
ASS'Y



U001	U002	U003	U004	U005	U006	U007	U008	U009	U010	U011	U012	U013	U014	U015
------	------	------	------	------	------	------	------	------	------	------	------	------	------	------

U002_S008
PCB:LCDC:AR2FT:ASS'Y

41.D1491587
ABSORPTION SHE
ET:LCDC

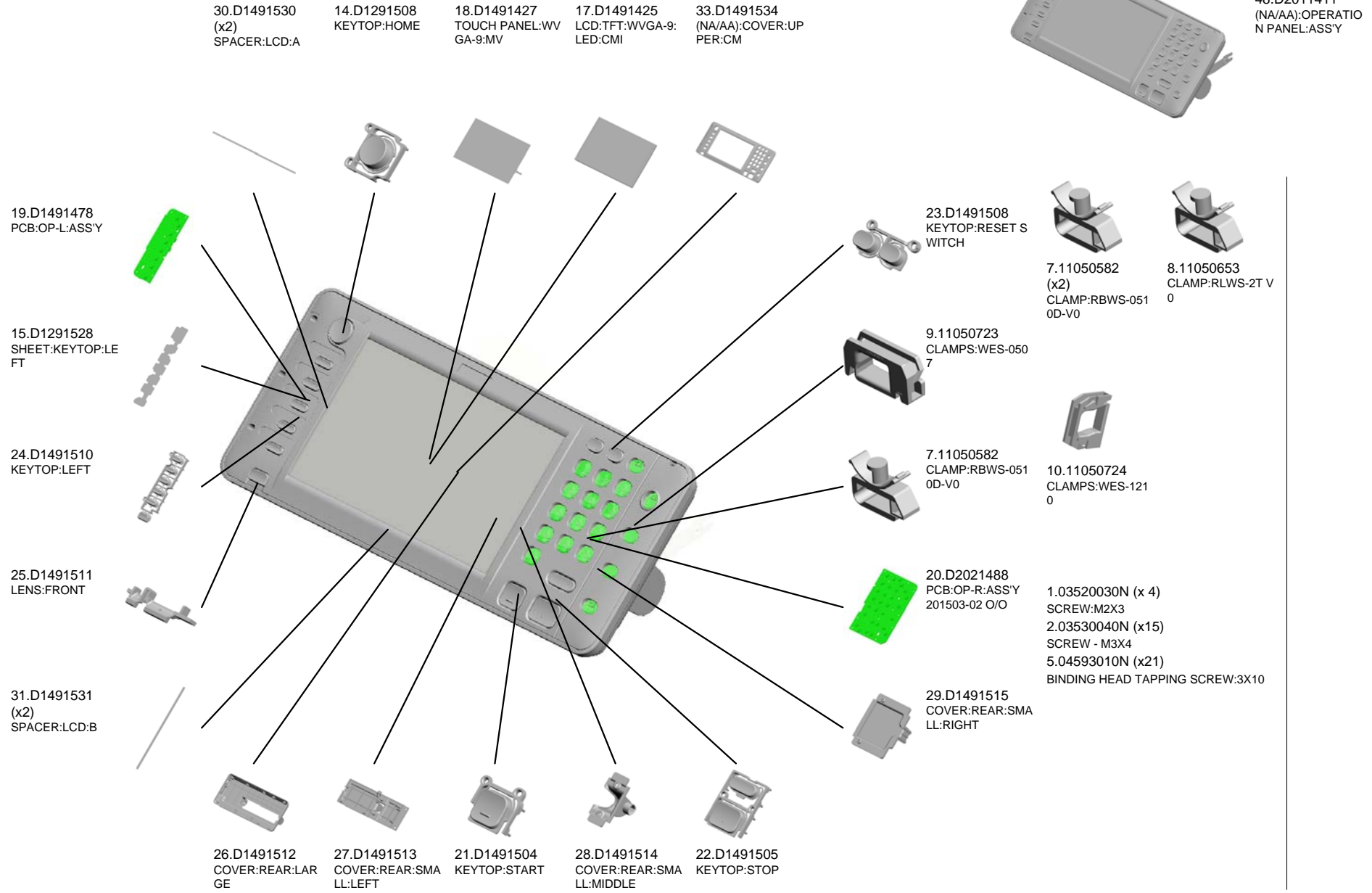


52.D2021455
PCB:LCDC:AR2FT:
ASS'Y



U001	U002	U003	U004	U005	U006	U007	U008	U009	U010	U011	U012	U013	U014	U015
------	------	------	------	------	------	------	------	------	------	------	------	------	------	------

U002_S009
(NA/AA):OPERATION PANEL:ASS'Y



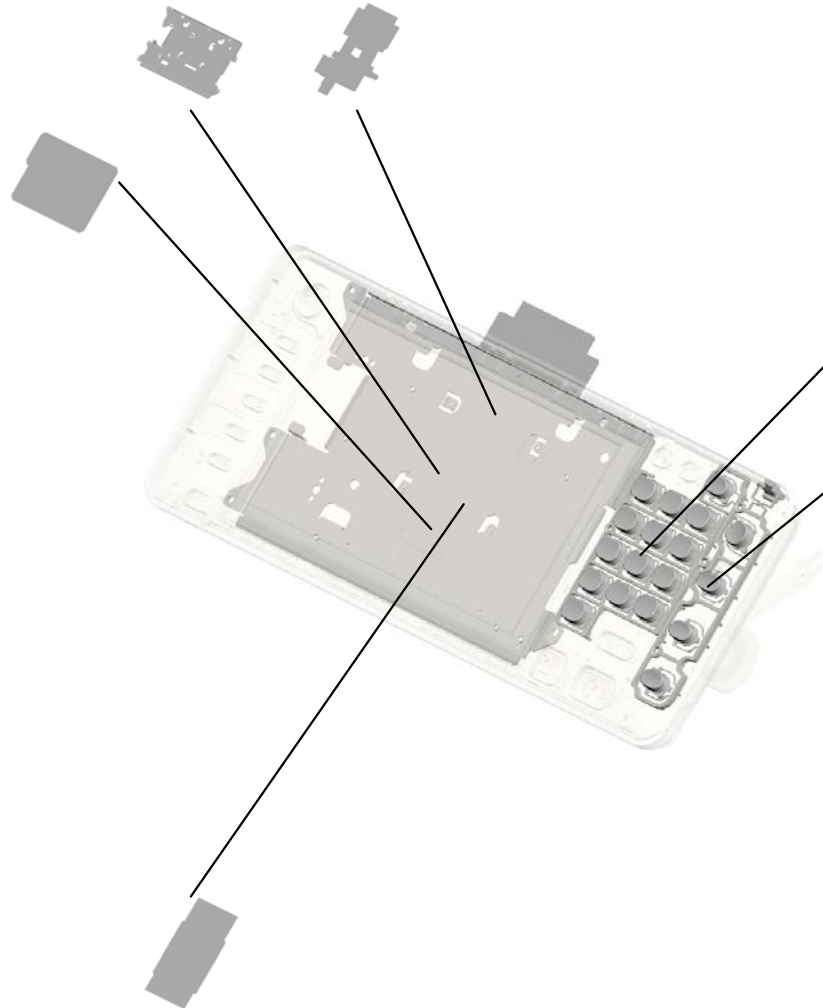
U002_S009
(NA/AA):OPERATION PANEL:ASS'Y

54.D2021518 45.D1821500
BRACKET:LCDC:C SHIELD CASE:LCD
M C



48.D2011411
(NA/AA):OPERATIO
N PANEL:ASS'Y

53.D2021500
SHEET:LCD:LOWE
R



46.D1821502
SHIELD TAPE:FFC


35.D1491539
(NA/AA):KEYTOP:1
0KEY

42.D1491588
KEYTOP:POWER S
OURCE:BA


U001	U002	U003	U004	U005	U006	U007	U008	U009	U010	U011	U012	U013	U014	U015
------	-------------	------	------	------	------	------	------	------	------	------	------	------	------	------

U002_S009_S001
PCB:LCDC:AR2FT:ASS'Y

41.D1491587
ABSORPTION SHE
ET:LCDC




52.D2021455
PCB:LCDC:AR2FT:
ASS'Y




U001	U002	U003	U004	U005	U006	U007	U008	U009	U010	U011	U012	U013	U014	U015
------	------	------	------	------	------	------	------	------	------	------	------	------	------	------

U002_S010
PCB:LCDC:AR2FT:ASS'Y

41.D1491587
ABSORPTION SHE
ET:LCDC



52.D2021455
PCB:LCDC:AR2FT:
ASS'Y




U001	U002	U003	U004	U005	U006	U007	U008	U009	U010	U011	U012	U013	U014	U015
------	------	------	------	------	------	------	------	------	------	------	------	------	------	------

U003.SCANNER

U003_S001
D1591740
CARRIAGE:NO.2:ASS'Y

U003_S002
D2021703
DC STEPPER MOTOR

U003_S003
D1491730
CARRIAGE:NO.1:ASS'Y



U001	U002	U003	U004	U005	U006	U007	U008	U009	U010	U011	U012	U013	U014	U015
------	------	------	------	------	------	------	------	------	------	------	------	------	------	------

U003 SCANNER

2.03140120N
SCREW - M4X12

4.03530060N
(x3)
BIND SCREW - M3
X6

12.11050724
CLAMPS:WES-121
0

8.08025312
(x3)
TAPPING SCREW:
WASHER:3X10

11.11050488
(x3)
HARNESS CLAMP



24.AW020207
PHOTOINTERRUP
TOR:FLAT:PICH2M
M:M4



6.04543006Q
TAPPING SCREW -
M3X6



20.AA143537
(x6)
SCREW:M3:BLACK



13.11050758
(x6)
CLAMP:LWSM-030
6A



25.AW020214
PHOTOINTERRUP
TOR:LG248NL1A



3.03530030N
(x8)
SCREW:M3X3



19.AA082144
(x2)
BUSHING - 8X12X7



1.03130060N
(x2)
SCREW - M3X6



18.A2501752
EXPOSURE GLASS



23.AW010155
(x2)
ORIGINAL SENSO
R:66MM:3.3V



5.03603006N
(x23)
SCREW - M3X6



15.16072249
(x2)
FERRITE CORE:K3
NF-70-A(N)BK0



16.16072251
FERRITE CORE:K3
NF-75(N)BK0



26.B2381806
(x4)
IDLER PULLEY



10.08050106
(x2)
RETAINING RINGS
-E:SILENCER:DIA6



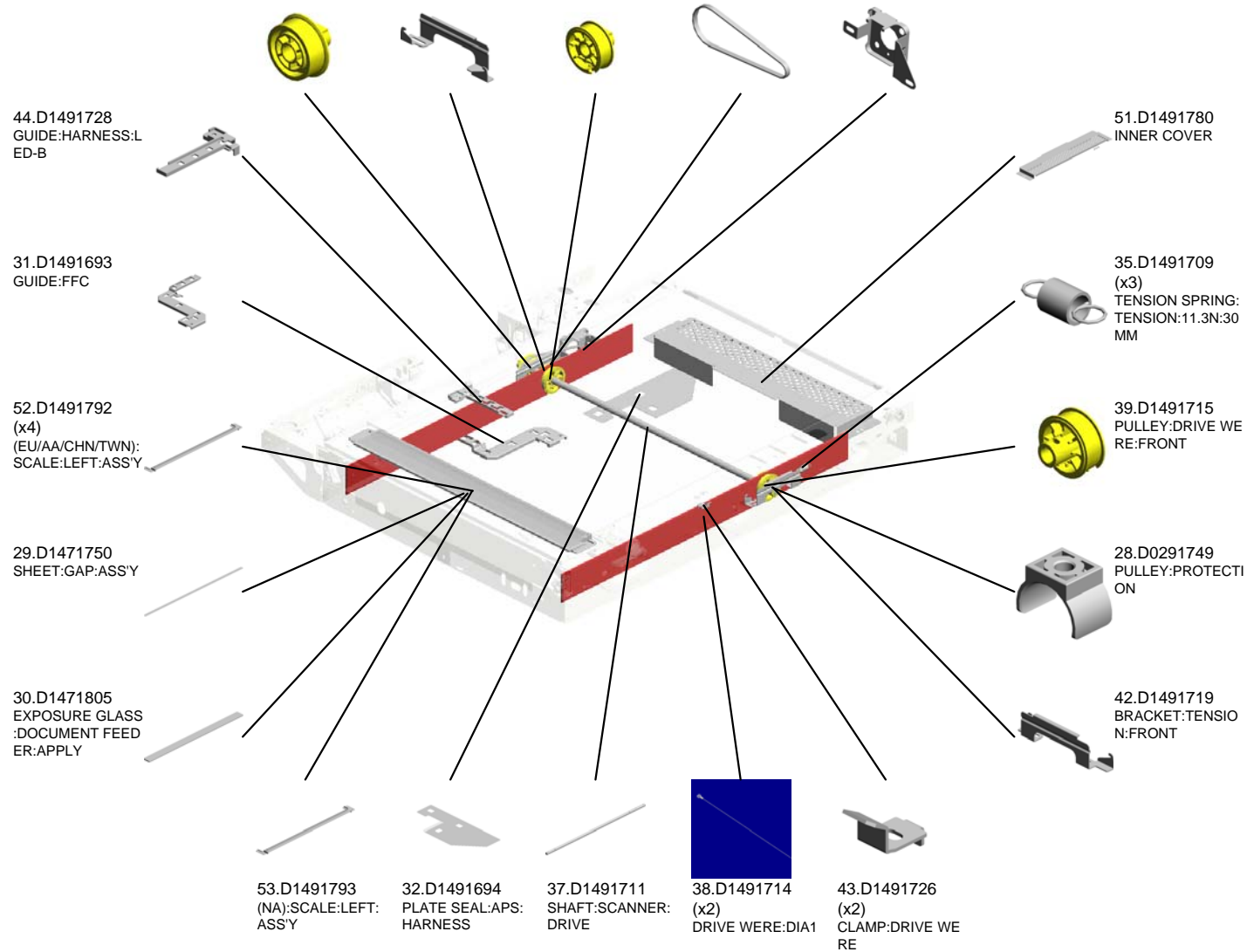
14.11050762
(x2)
CLAMP:LWS-0711A



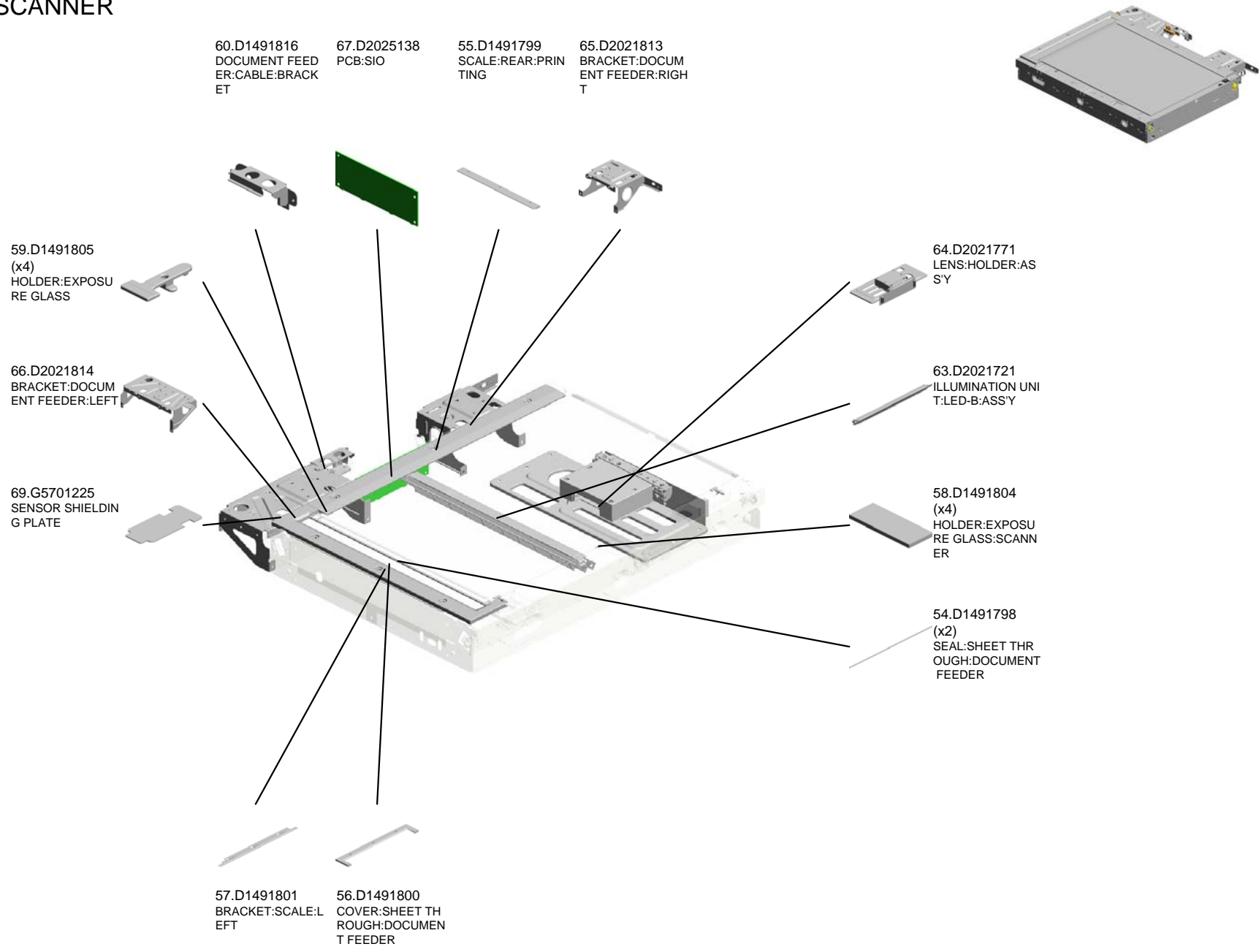
9.08046123
(x14)
HEXAGONAL BOLT
:W/WASHER:M3X8

U003 SCANNER

36.D1491710 TIMING PULLEY:62
 41.D1491718 BRACKET:TENSIO
N:REAR
 40.D1491717 PULLEY:DRIVE WE
RE:REAR
 34.D1491706 SYNCHRONOUS B
ELT:138ST1.5-4.0
 33.D1491705 BRACKET:DC STE
PPER MOTOR



U003 SCANNER



U003_S001
CARRIAGE:NO.2:ASS'Y

7.07200040E (x2)
RETAINING RING - M4

50.D1491755
COVER:FFC:CARRI
AGE:NO.2

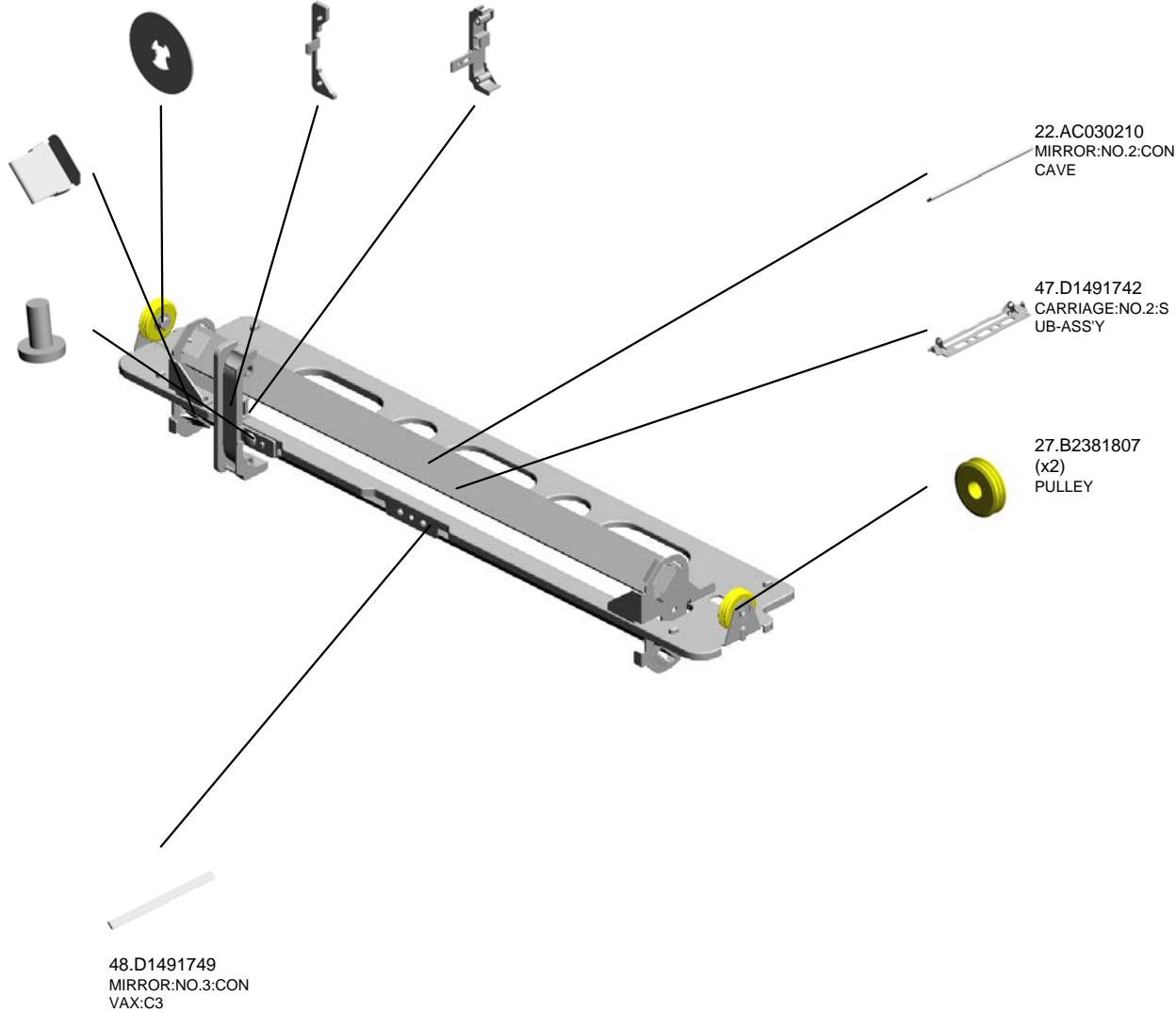
49.D1491754
GUIDE:FFC:CARRI
AGE:NO.2



61.D1591740
CARRIAGE:NO.2:A
SS'Y

68.G4042810
(x4)
SPRING PLATE - 2
ND MIRROR


4.03530060N
BIND SCREW - M3
X6



U001	U002	U003	U004	U005	U006	U007	U008	U009	U010	U011	U012	U013	U014	U015
------	------	------	------	------	------	------	------	------	------	------	------	------	------	------

U003_S002
DC STEPPER MOTOR

4.03530060N
(x2)
BIND SCREW - M3
X6



62.D2021703
DC STEPPER MOT
OR



17.A2324666
CUSHION - STEPP
ER MOTOR




U001	U002	U003	U004	U005	U006	U007	U008	U009	U010	U011	U012	U013	U014	U015
------	------	------	------	------	------	------	------	------	------	------	------	------	------	------

U003_S003
CARRIAGE:NO.1:ASS'Y

70.M0261815
(x2)
CLAMP:MIRROR:N
O.1



46.D1491731
REFLECTOR:SCAN
NER



U001	U002	U003	U004	U005	U006	U007	U008	U009	U010	U011	U012	U013	U014	U015
------	------	------	------	------	------	------	------	------	------	------	------	------	------	------

U004
LASER UNIT

1.D1991860
OPTICAL WRITING
UNIT:D197/D198/D
199



U001	U002	U003	U004	U005	U006	U007	U008	U009	U010	U011	U012	U013	U014	U015
------	------	------	-------------	------	------	------	------	------	------	------	------	------	------	------

U005.PAPER FEED

U005_S001
D1492713
GUIDE PLATE:SWIVEL:NO.1

U005_S002
D2022703
PAPER FEED UNIT:NO.1:EXP
:ASS'Y

U005_S004
D1492905
SUPPORTER:RIGHT:NO.1:AS
S'Y

U005_S003
D2022715
PAPER FEED UNIT:NO.2:EXP
:ASS'Y

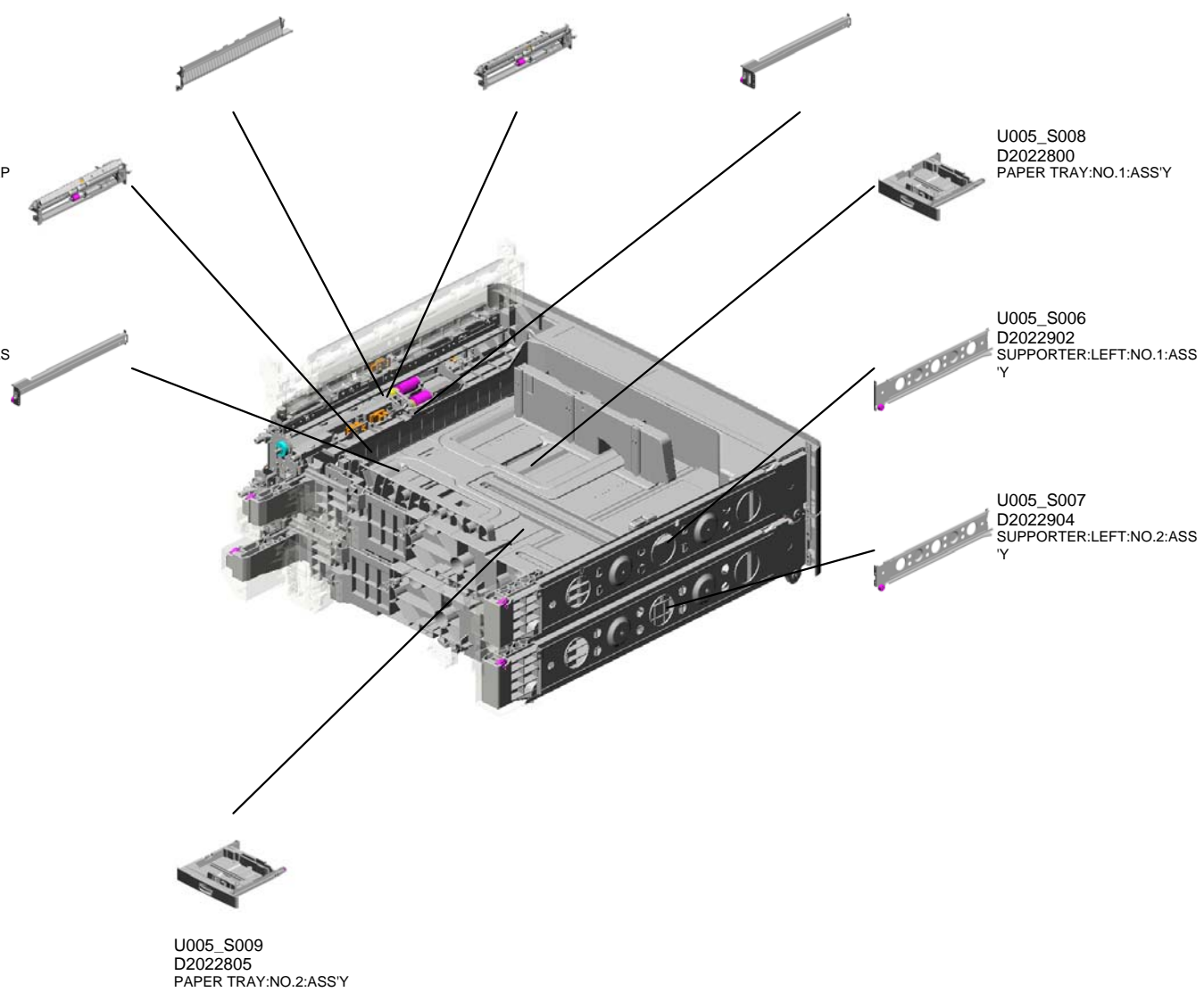
U005_S008
D2022800
PAPER TRAY:NO.1:ASS'Y

U005_S005
D1492903
SUPPORTER:RIGHT:NO.2:AS
S'Y

U005_S006
D2022902
SUPPORTER:LEFT:NO.1:ASS
'Y

U005_S007
D2022904
SUPPORTER:LEFT:NO.2:ASS
'Y

U005_S009
D2022805
PAPER TRAY:NO.2:ASS'Y



U001	U002	U003	U004	U005	U006	U007	U008	U009	U010	U011	U012	U013	U014	U015
------	------	------	------	------	------	------	------	------	------	------	------	------	------	------

U005_S002.PAPER FEED UNIT:NO.1:EXP:ASS'Y


U005_S002_S001
D1492775
SHAFT:FEED:ASS'Y



U001	U002	U003	U004	U005	U006	U007	U008	U009	U010	U011	U012	U013	U014	U015
------	------	------	------	------	------	------	------	------	------	------	------	------	------	------

U005_S003.PAPER FEED UNIT:NO.2:EXP:ASS'Y

U005_S003_S001
D2022759
TRANSPORT ROLLER:VERTI
CAL TRANSPORT:ASSY



U001	U002	U003	U004	U005	U006	U007	U008	U009	U010	U011	U012	U013	U014	U015
------	------	------	------	------	------	------	------	------	------	------	------	------	------	------

U005_S008.PAPER TRAY:NO.1:ASS'Y

U005_S008_S002
D1492873
TRAY BOTTOM PLATE:NO.2:
ASS'Y

U005_S008_S004
D2022885
SIDE FENCE:REAR:ASS'Y

U005_S008_S003
D1492878
SIDE FENCE:FRONT:ASS'Y

U005_S008_S001
D1492840
END FENCE:PAPER TRAY:A
SS'Y

U001	U002	U003	U004	U005	U006	U007	U008	U009	U010	U011	U012	U013	U014	U015
------	------	------	------	-------------	------	------	------	------	------	------	------	------	------	------

U005_S009.PAPER TRAY:NO.2:ASS'Y

U005_S009_S002
D1492873
TRAY BOTTOM PLATE:NO.2:
ASS'Y

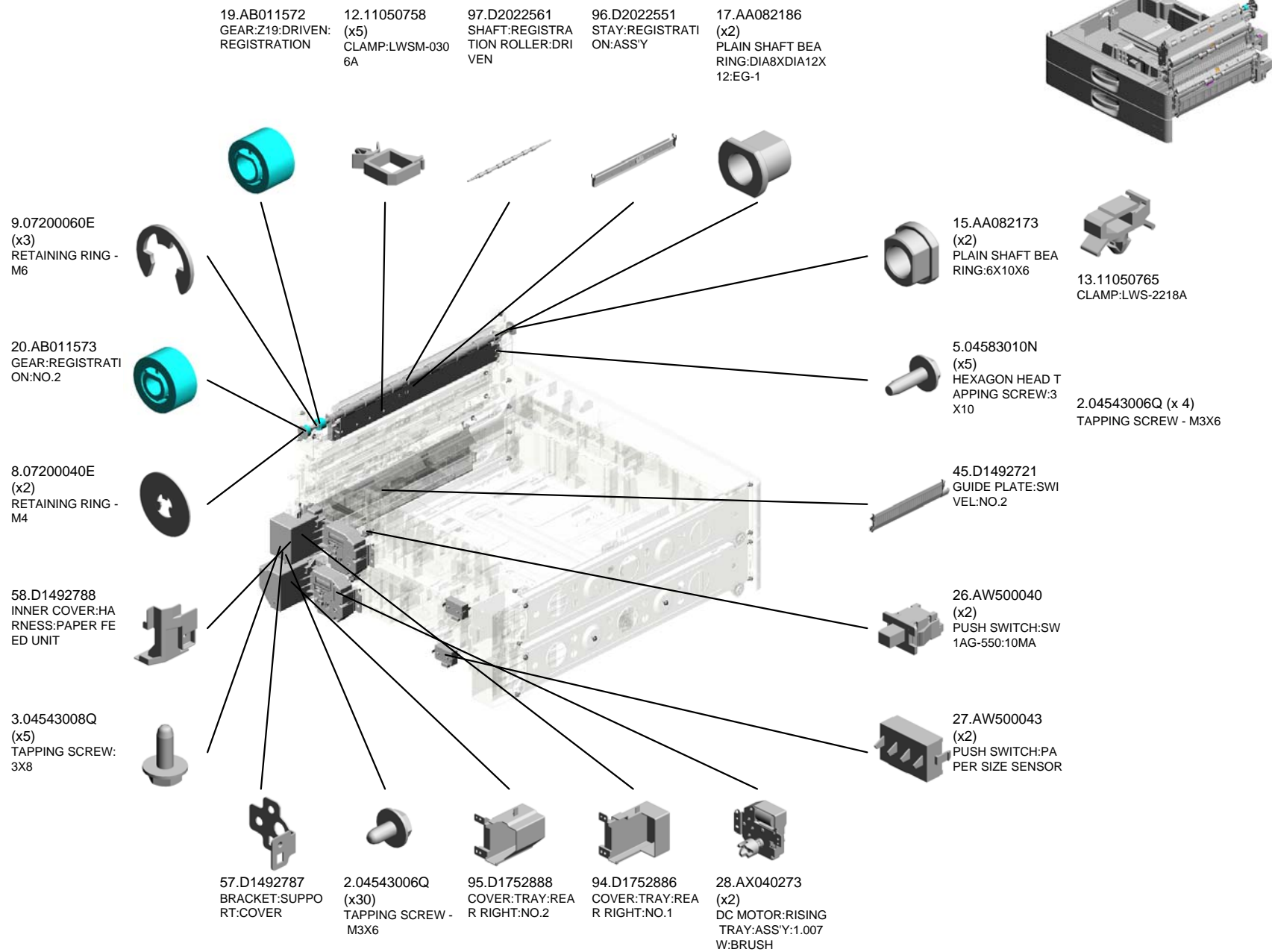
U005_S009_S004
D2022885
SIDE FENCE:REAR:ASS'Y

U005_S009_S003
D1492878
SIDE FENCE:FRONT:ASS'Y

U005_S009_S001
D1492840
END FENCE:PAPER TRAY:A
SS'Y

U001	U002	U003	U004	U005	U006	U007	U008	U009	U010	U011	U012	U013	U014	U015
------	------	------	------	-------------	------	------	------	------	------	------	------	------	------	------


U005 PAPER FEED



U001	U002	U003	U004	U005	U006	U007	U008	U009	U010	U011	U012	U013	U014	U015
------	------	------	------	------	------	------	------	------	------	------	------	------	------	------

U005 PAPER FEED

99.D2022576
GUIDE PLATE:REG
ISTRATION:DRIVE
N



118.GW010007
PHOTO REFLECTI
ON SENSOR:EXIT



98.D2022566
CASE:REMOVE PA
PER DUST:ASS'Y




114.D2022887
COVER:PAPER TR
AY:LEFT REAR



U001	U002	U003	U004	U005	U006	U007	U008	U009	U010	U011	U012	U013	U014	U015
------	------	------	------	-------------	------	------	------	------	------	------	------	------	------	------

U005_S001
GUIDE PLATE:SWIVEL:NO.1

43.D1492712
SHEET:GUIDE PLA
TE:SWIVEL



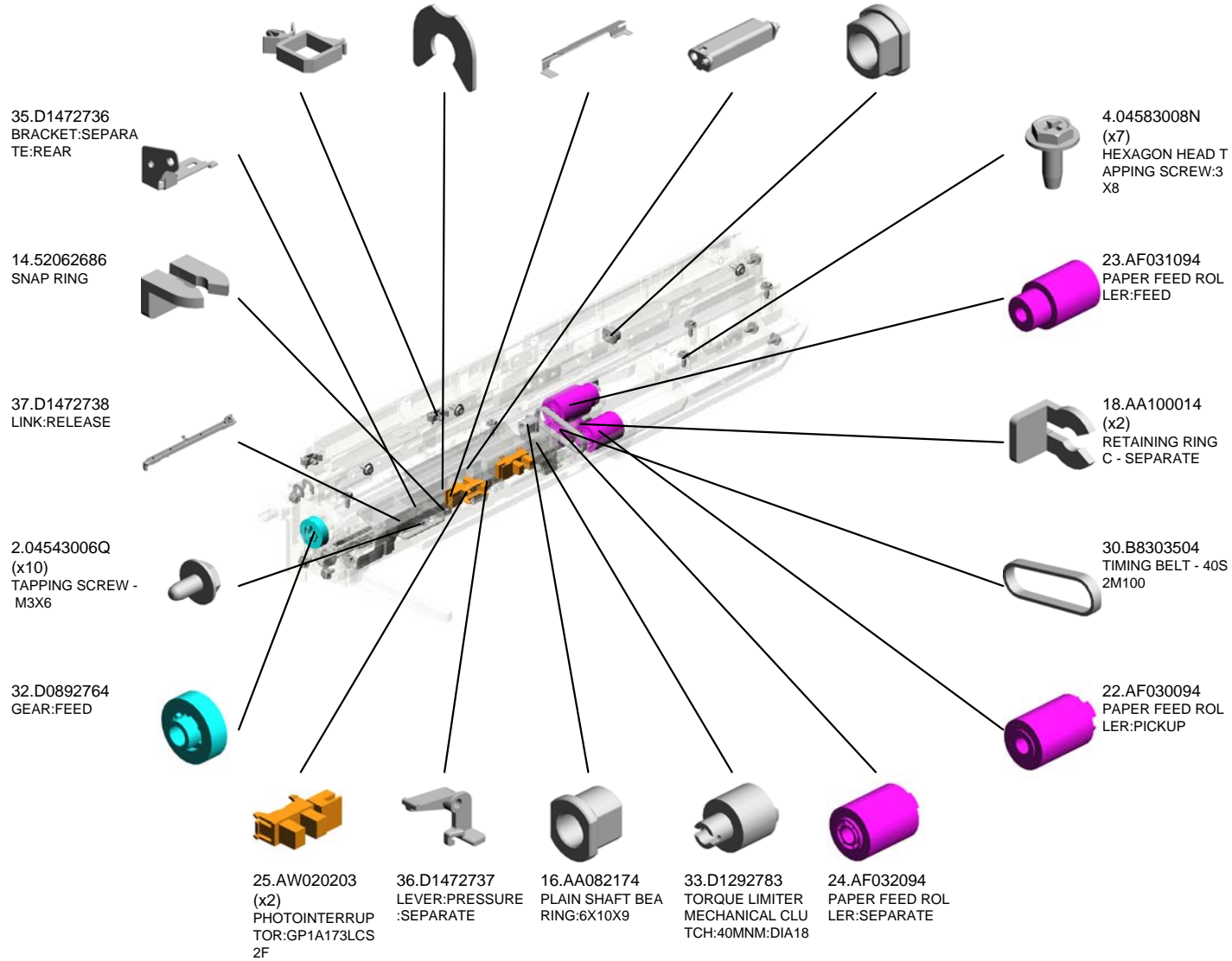

44.D1492713
GUIDE PLATE:SWI
VEL:NO.1



U001	U002	U003	U004	U005	U006	U007	U008	U009	U010	U011	U012	U013	U014	U015
------	------	------	------	------	------	------	------	------	------	------	------	------	------	------

U005_S002
PAPER FEED UNIT:NO.1:EXP:ASS'Y

- 12.11050758 (x2) CLAMP:LWSM-030 6A
- 11.08050104 (x5) RETAINING RINGS -E:SILENCER:DIA4
- 34.D1472734 GUIDE PLATE:SEPARATE
- 38.D1472751 ARM:PRESSURE:SEPARATE
- 15.AA082173 PLAIN SHAFT BEARING:6X10X6



U001	U002	U003	U004	U005	U006	U007	U008	U009	U010	U011	U012	U013	U014	U015
------	------	------	------	------	------	------	------	------	------	------	------	------	------	------

U005_S002 PAPER FEED UNIT:NO.1:EXP:ASS'Y


103.D2022759
TRANSPORT ROLLER:
VERTICAL TRANSPORT:ASS'Y

102.D2022714
GUIDE PLATE:VERTICAL TRANSPORT:PAPER FEED UNIT:NO.1

49.D1492773
PULLEY:PICKUP:MECHANICAL ROLLER CLUTCH

104.D2022786
DISCHARGE BRUSH:H:PAPER FEED UNIT:UPPER

55.D1492782
PLATE:HARNESS:PAPER FEED UNIT



100.D2022703
PAPER FEED UNIT:NO.1:EXP:ASS'Y

48.D1492772
ARM:PICKUP

42.D1482702
SPACER:TRANSPORT ROLLER

41.D1472755
COIL SPRING:RELEASE:SEPARATE

117.G0652767
LEVER - FEED

52.D1492777
COIL SPRING:PRESSURE:PICKUP

46.D1492739
LEVER:PRESSURE RELEASE

39.D1472752
SHAFT:SEPARATE:ASS'Y

40.D1472754
COIL SPRING:PRESSURE:SEPARATE

53.D1492778
FEELER:PAPER END

50.D1492774
PULLEY:IDLER:PICKUP

105.D2022787
GROUND PLATE:DISCHARGE BRUSH:PAPER FEED UNIT

54.D1492781
GROUND PLATE:PAPER FEED UNIT

56.D1492784
BRACKET:SENSOR:PAPER FEED


118.GW010007
(x2)
PHOTO REFLECTOR ON SENSOR:EXIT

59.D1492791
GUIDE:FEED

U005_S002_S001
SHAFT:FEED:ASS'Y

7.06220180E
SPRING PIN - 2X18
MM

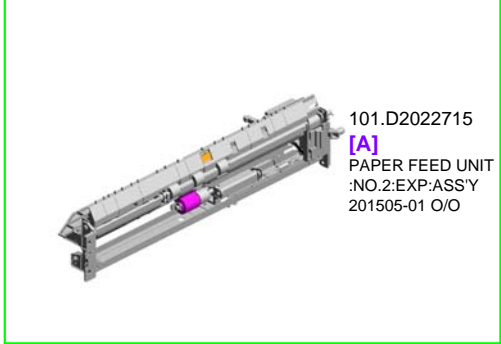
51.D1492775
SHAFT:FEED:ASS'
Y



U001	U002	U003	U004	U005	U006	U007	U008	U009	U010	U011	U012	U013	U014	U015
------	------	------	------	------	------	------	------	------	------	------	------	------	------	------

U005_S003
PAPER FEED UNIT:NO.2:EXP:ASS'Y

23.AF031094 PAPER FEED ROLLER:FEED
30.B8303504 TIMING BELT - 40S 2M100
16.AA082174 PLAIN SHAFT BEARING:6X10X9
25.AW020203 (x2) PHOTOINTERRUPTOR:GP1A173LCS 2F
12.11050758 CLAMP:LWSM-030 6A



101.D2022715
[A]
PAPER FEED UNIT
:NO.2:EXP:ASS'Y
201505-01 O/O

22.AF030094 PAPER FEED ROLLER:PICKUP



15.AA082173 PLAIN SHAFT BEARING:6X10X6



24.AF032094 PAPER FEED ROLLER:SEPARATE



18.AA100014 (x2) RETAINING RING C - SEPARATE



4.04583008N (x7) HEXAGON HEAD TAPPING SCREW:3 X8



33.D1292783 TORQUE LIMITER MECHANICAL CLUTCH:40MM:DIA18



36.D1472737 LEVER:PRESSURE:SEPARATE



38.D1472751 ARM:PRESSURE:SEPARATE



34.D1472734 GUIDE PLATE:SEPARATE



14.52062686 SNAP RING



32.D0892764 GEAR:FEED



11.08050104 (x5) RETAINING RINGS -E:SILENCER:DIA4



35.D1472736 BRACKET:SEPARATE:REAR



37.D1472738 LINK:RELEASE

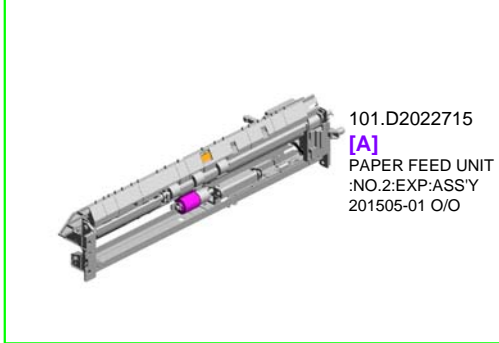


2.04543006Q (x11) TAPPING SCREW - M3X6

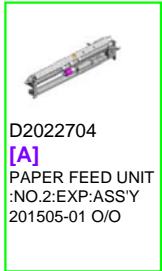


U005_S003
PAPER FEED UNIT:NO.2:EXP:ASS'Y

- 53.D1492778 FEELER:PAPER END
- 55.D1492782 PLATE:HARNESS:PAPER FEED UNIT
- 49.D1492773 PULLEY:PICKUP:MECHANICAL ROLLER CLUTCH
- 47.D1492742 GUIDE PLATE:VERTICAL TRANSPORT:PAPER FEED UNIT:NO.2
- 48.D1492772 ARM:PICKUP



101.D2022715
[A]
PAPER FEED UNIT
:NO.2:EXP:ASS'Y
201505-01 O/O



D2022704
[A]
PAPER FEED UNIT
:NO.2:EXP:ASS'Y
201505-01 O/O

50.D1492774 PULLEY:IDLER:PICKUP



59.D1492791 GUIDE:FEED



56.D1492784 BRACKET:SENSOR:PAPER FEED



118.GW010007 (x2) PHOTO REFLECTION SENSOR:EXIT



54.D1492781 GROUND PLATE:PAPER FEED UNIT



40.D1472754 COIL SPRING:PRESSURE:SEPARATE



39.D1472752 SHAFT:SEPARATE:ASSY



51.D1492775 SHAFT:FEED:ASSY



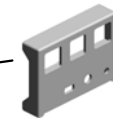
41.D1472755 COIL SPRING:RELEASE:SEPARATE



42.D1482702 SPACER:TRANSPORT ROLLER



90.D1752726 STOPPER:GUIDE PLATE:SWIVEL



117.G0652767 LEVER - FEED



52.D1492777 COIL SPRING:PRESSURE:PICKUP



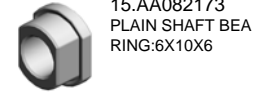

46.D1492739 LEVER:PRESSURE RELEASE



U005_S003_S001
TRANSPORT ROLLER:VERTICAL TRANSPORT:ASS'Y

6.06220160E
SPRING PIN - 2X16
MM

103.D2022759
TRANSPORT ROLLER:VERTICAL TRANSPORT:ASS'Y



15.AA082173
PLAIN SHAFT BEARING:6X10X6

U001	U002	U003	U004	U005	U006	U007	U008	U009	U010	U011	U012	U013	U014	U015
------	------	------	------	------	------	------	------	------	------	------	------	------	------	------

U005_S004
SUPPORTER:RIGHT:NO.1:ASS'Y

86.D1492924
STOPPER:PAPER
TRAY




84.D1492905
SUPPORTER:RIGHT:
T:NO.1:ASS'Y

2.04543006Q
(x3)
TAPPING SCREW -
M3X6



10.08050103
RETAINING RINGS
-E:SILENCER:DIA3



89.D1492956
ROLLER:SUPPORT
ER:PAPER TRAY



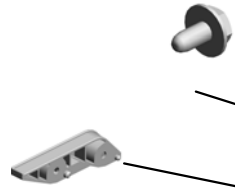
U001	U002	U003	U004	U005	U006	U007	U008	U009	U010	U011	U012	U013	U014	U015
------	------	------	------	-------------	------	------	------	------	------	------	------	------	------	------

U005_S005
SUPPORTER:RIGHT:NO.2:ASS'Y

2.04543006Q
(x3)
TAPPING SCREW -
M3X6

83.D1492903
SUPPORTER:RIGH
T:NO.2:ASS'Y

86.D1492924
STOPPER:PAPER
TRAY



85.D1492923
ROLLER:SUPPORT
ER:PAPER TRAY




10.08050103
RETAINING RINGS
-E:SILENCER:DIA3



U001	U002	U003	U004	U005	U006	U007	U008	U009	U010	U011	U012	U013	U014	U015
------	------	------	------	------	------	------	------	------	------	------	------	------	------	------

U005_S006
SUPPORTER:LEFT:NO.1:ASS'Y


10.08050103
RETAINING RINGS
-E:SILENCER:DIA3



115.D2022902
SUPPORTER:LEFT
:NO.1:ASS'Y



87.D1492928
ROLLER:SUPPORT
ER:PAPER TRAY:L
EFT



U001	U002	U003	U004	U005	U006	U007	U008	U009	U010	U011	U012	U013	U014	U015
------	------	------	------	-------------	------	------	------	------	------	------	------	------	------	------

U005_S007
SUPPORTER:LEFT:NO.2:ASS'Y


10.08050103
RETAINING RINGS
-E:SILENCER:DIA3



116.D2022904
SUPPORTER:LEFT
:NO.2:ASS'Y



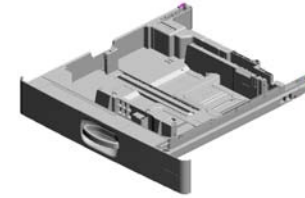
87.D1492928
ROLLER:SUPPORT
ER:PAPER TRAY:L
EFT



U001	U002	U003	U004	U005	U006	U007	U008	U009	U010	U011	U012	U013	U014	U015
------	------	------	------	-------------	------	------	------	------	------	------	------	------	------	------

U005_S008
PAPER TRAY:NO.1:ASS'Y

68.D1492835 (x2) RACK:SIDE FENCE
 92.D1752858 LEVER:RELEASE:PAPER TRAY:OUTER
 9.07200060E RETAINING RING - M6
 76.D1492859 SHAFT:RELEASE:PAPER TRAY:NO.1
 75.D1492857 LEVER:RELEASE:INNER:NO.1



106.D2022800 PAPER TRAY:NO.1 ASS'Y

63.D1492818 LEVER:RISE

1.03603006N (x2) SCREW - M3X6

69.D1492836 GEAR:Z20

62.D1492816 SHAFT:RISE:ASS'Y

61.D1492814 COIL SPRING:EAR TH

5.04583010N (x6) HEXAGON HEAD TAPPING SCREW:3 X10

60.D1492812 (x4) ROLLER:PAPER TRAY:DIA19

108.D2022819 LINK:END FENCE:PAPER SIZE SENSOR:A3

110.D2022847 DECAL:SIZE INDICATION:END FENCE:REAR

109.D2022846 DECAL:SIZE INDICATION:END FENCE:FRONT

31.D0392566 TENSION SPRING:GRIP:RIGHT

74.D1492856 GRIP:PAPER TRAY

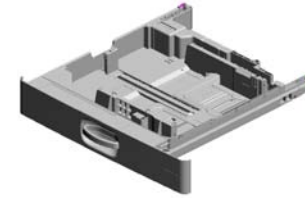
79.D1492864 DECAL:PAPER SET DIRECTION:TRAY:NO.2

77.D1492861 HOLDER:GRIP:PAPER TRAY

91.D1752854 TENSION SPRING:GRIP:LEFT

U005_S008
PAPER TRAY:NO.1:ASS'Y

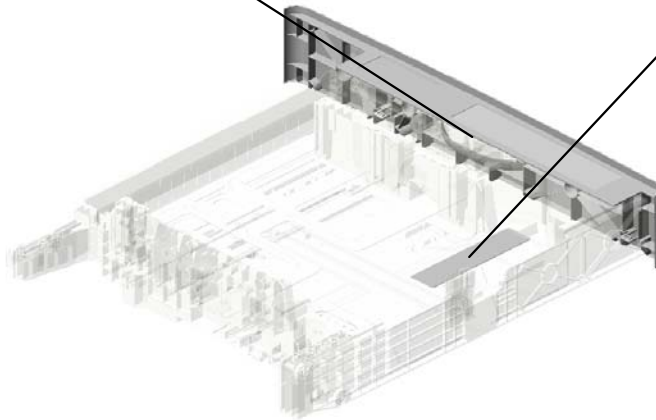
111.D2022865
COVER:PAPER TR
AY:NO.1



106.D2022800
PAPER TRAY:NO.1
:ASS'Y



112.D2022868
DECAL:SIZE INDIC
ATION:SIDE FENC
E:NO.1



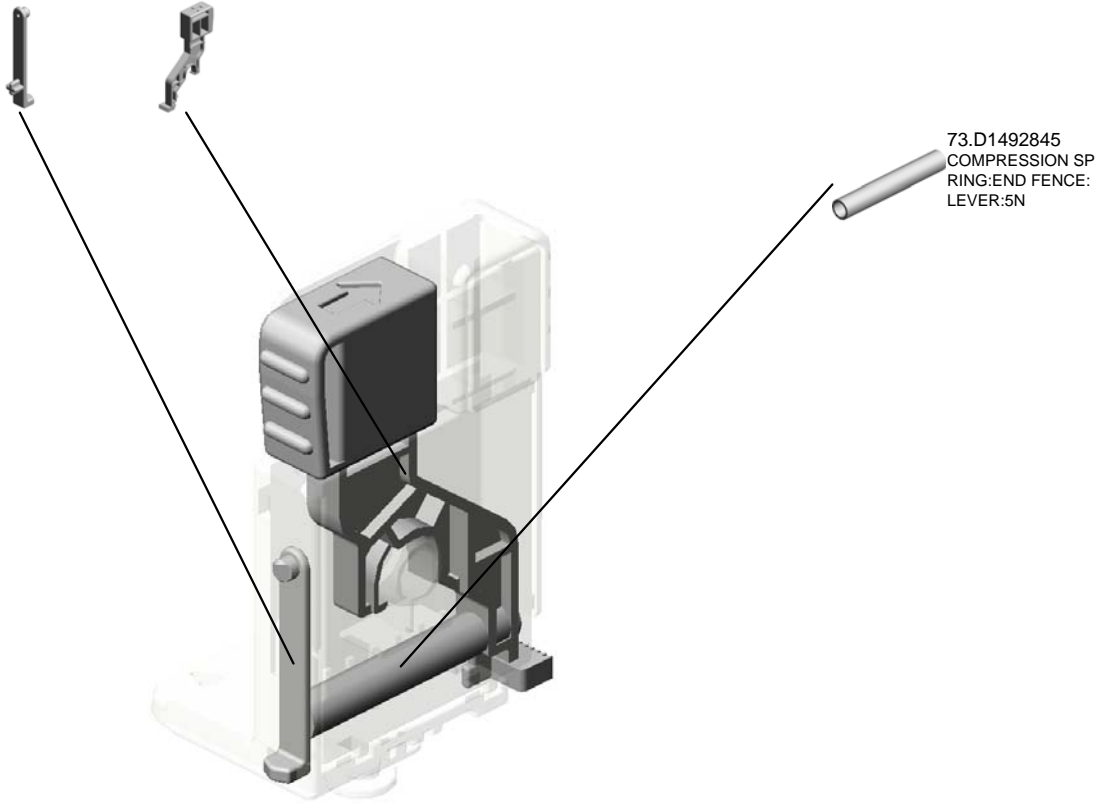
U001	U002	U003	U004	U005	U006	U007	U008	U009	U010	U011	U012	U013	U014	U015
------	------	------	------	-------------	------	------	------	------	------	------	------	------	------	------

U005_S008_S001
END FENCE:PAPER TRAY:ASS'Y

72.D1492843 71.D1492842
CLICK:END FENCE LEVER:END FENCE



70.D1492840
END FENCE:PAPE
R TRAY:ASS'Y

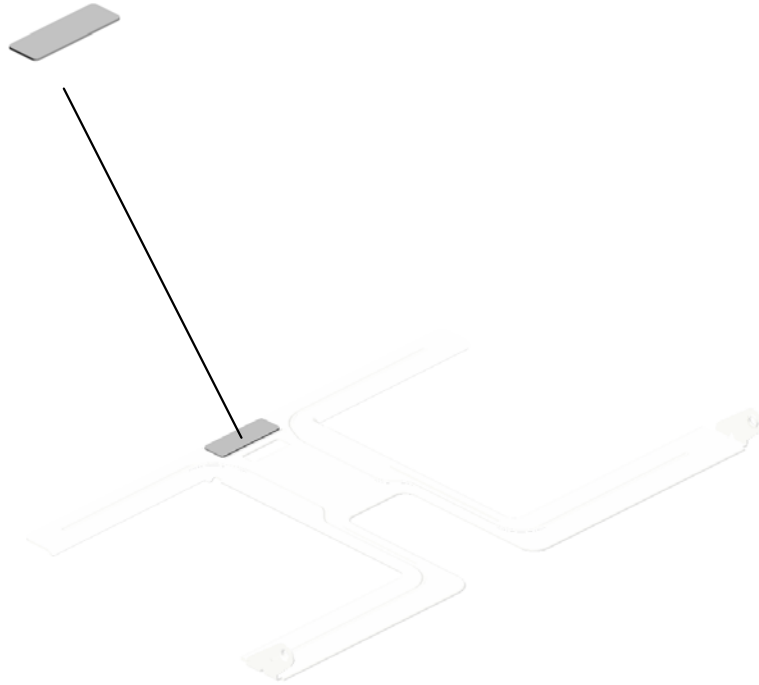


73.D1492845
COMPRESSION SP
RING:END FENCE:
LEVER:5N

U001	U002	U003	U004	U005	U006	U007	U008	U009	U010	U011	U012	U013	U014	U015
------	------	------	------	-------------	------	------	------	------	------	------	------	------	------	------

U005_S008_S002
TRAY BOTTOM PLATE:NO.2:ASS'Y

21.AF013006
BOTTOM PLATE P
AD



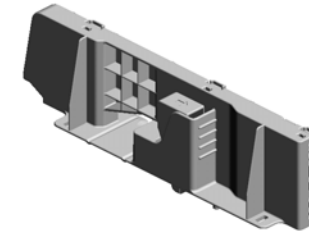
81.D1492873
TRAY BOTTOM PL
ATE:NO.2:ASS'Y

U001	U002	U003	U004	U005	U006	U007	U008	U009	U010	U011	U012	U013	U014	U015
------	------	------	------	------	------	------	------	------	------	------	------	------	------	------

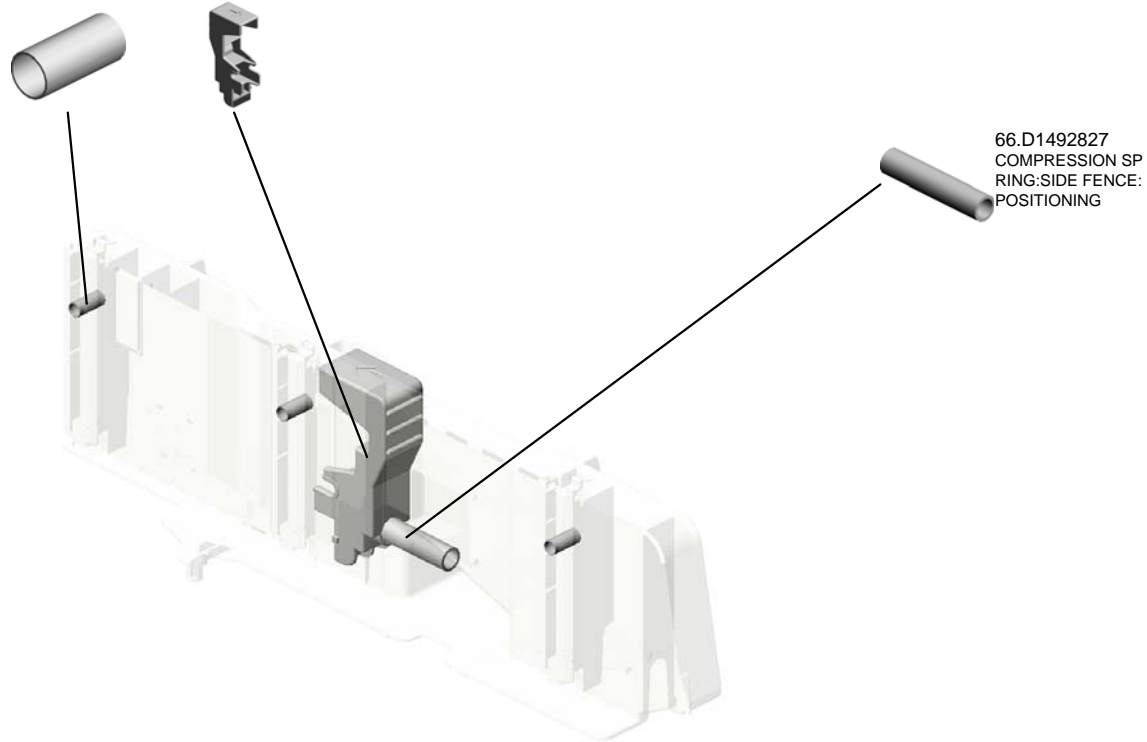
U005_S008_S003
SIDE FENCE:FRONT:ASS'Y

65.D1492826
(x3)
COMPRESSION SP
RING:SIDE FENCE:
PLATE:FRONT

64.D1492824
LEVER:STOPPER:
FRONT



82.D1492878
SIDE FENCE:FRON
T:ASS'Y

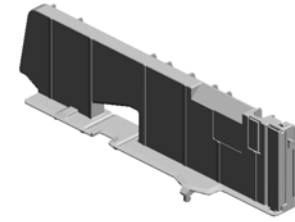


66.D1492827
COMPRESSION SP
RING:SIDE FENCE:
POSITIONING

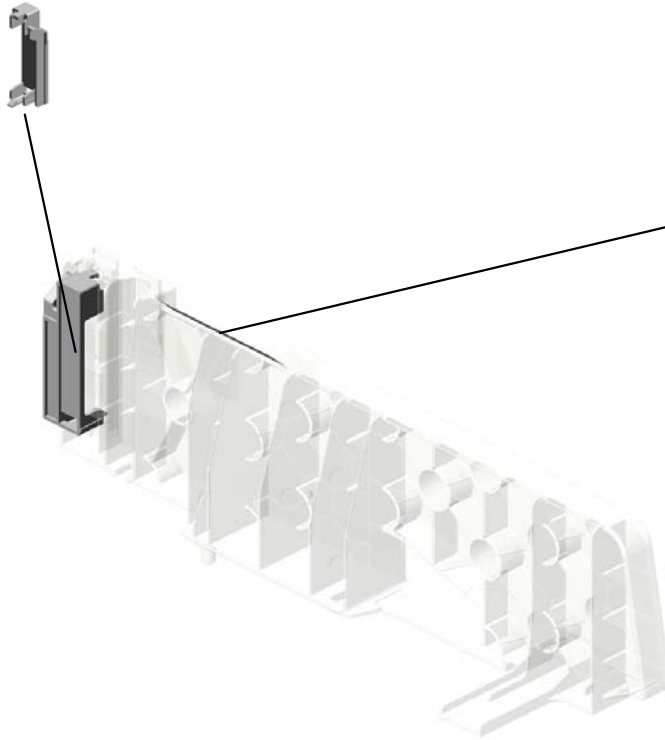
U001	U002	U003	U004	U005	U006	U007	U008	U009	U010	U011	U012	U013	U014	U015
------	------	------	------	------	------	------	------	------	------	------	------	------	------	------

U005_S008_S004
SIDE FENCE:REAR:ASS'Y

67.D1492834
GUIDE:FEELER:PA
PER END



113.D2022885
SIDE FENCE:REAR
:ASS'Y



88.D1492952
DECAL:SIDE FENC
E:PAPER VOLUME

U001	U002	U003	U004	U005	U006	U007	U008	U009	U010	U011	U012	U013	U014	U015
------	------	------	------	------	------	------	------	------	------	------	------	------	------	------

U005_S009
PAPER TRAY:NO.2:ASS'Y

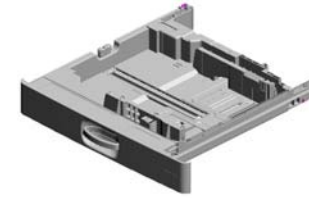
68.D1492835
(x2)
RACK:SIDE FENCE

92.D1752858
LEVER:RELEASE:P
APER TRAY:OUTE
R

9.07200060E
RETAINING RING -
M6

78.D1492862
SHAFT:RELEASE:P
APER TRAY:NO.2

29.B2232862
LEVER - RELEASE
INNER



107.D2022805
PAPER TRAY:NO.2
:ASS'Y

63.D1492818
LEVER:RISE

1.03603006N
(x2)
SCREW - M3X6

69.D1492836
GEAR:Z20

62.D1492816
SHAFT:RISE:ASS'Y

61.D1492814
COIL SPRING:EAR
TH

5.04583010N
(x6)
HEXAGON HEAD T
APPING SCREW:3
X10

60.D1492812
(x4)
ROLLER:PAPER T
RAY:DIA19

93.D1752872
LINK:END FENCE:
PAPER SIZE SENS
OR

109.D2022846
DECAL:SIZE INDIC
ATION:END FENCE
:FRONT

31.D0392566
TENSION SPRING:
GRIP:RIGHT

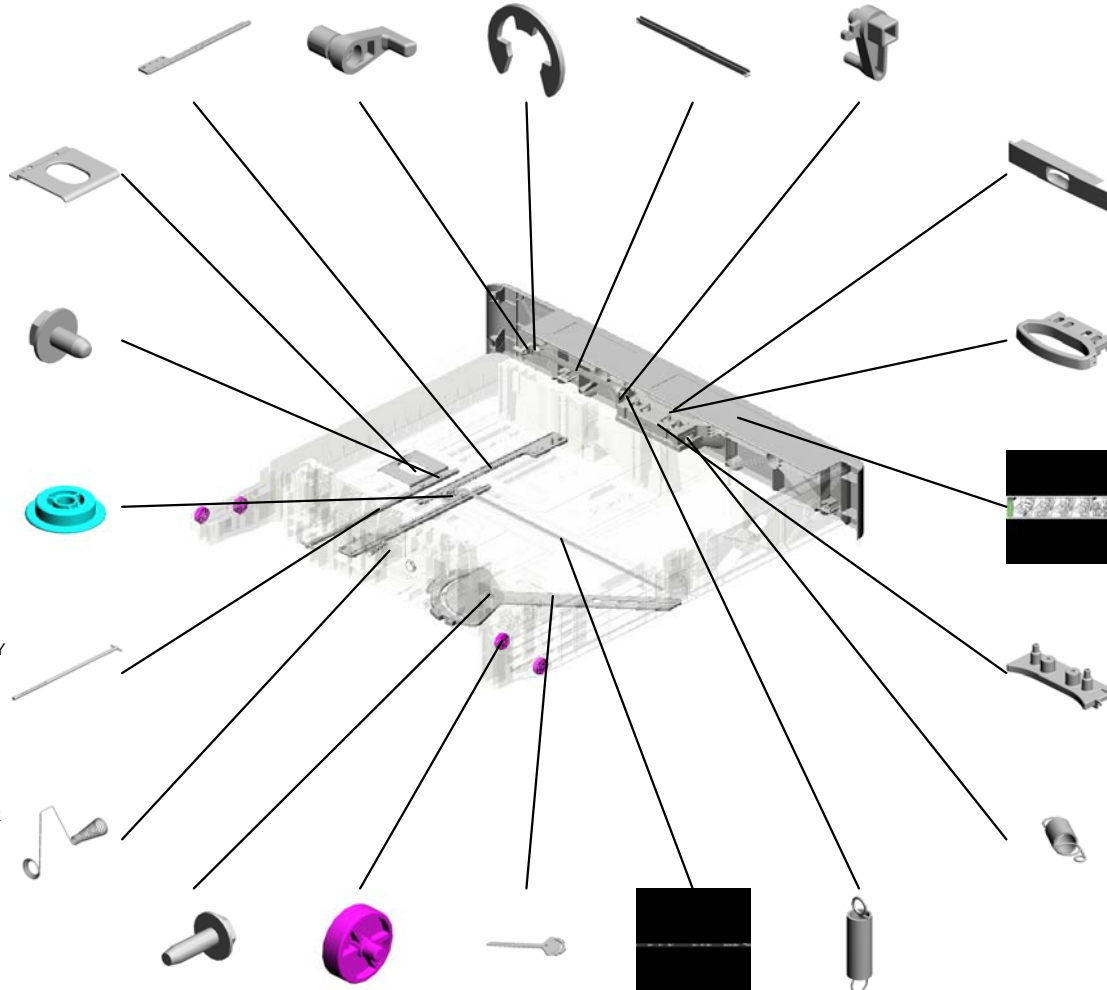
80.D1492866
COVER:PAPER TR
AY:NO.2

74.D1492856
GRIP:PAPER TRAY

79.D1492864
DECAL:PAPER SE
T DIRECTION:TRA
Y:NO.2

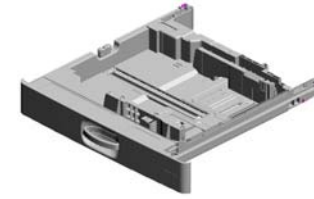
77.D1492861
HOLDER:GRIP:PAP
ER TRAY

91.D1752854
TENSION SPRING:
GRIP:LEFT

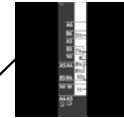


U005_S009
PAPER TRAY:NO.2:ASS'Y

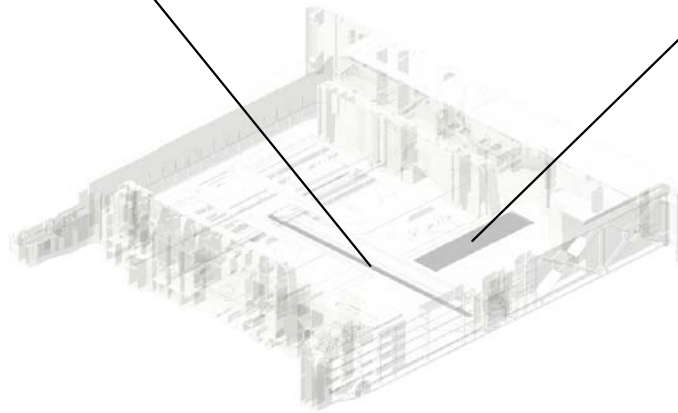
110.D2022847
DECAL:SIZE INDIC
ATION:END FENCE
:REAR



107.D2022805
PAPER TRAY:NO.2
:ASS'Y



112.D2022868
DECAL:SIZE INDIC
ATION:SIDE FENCE
:NO.1



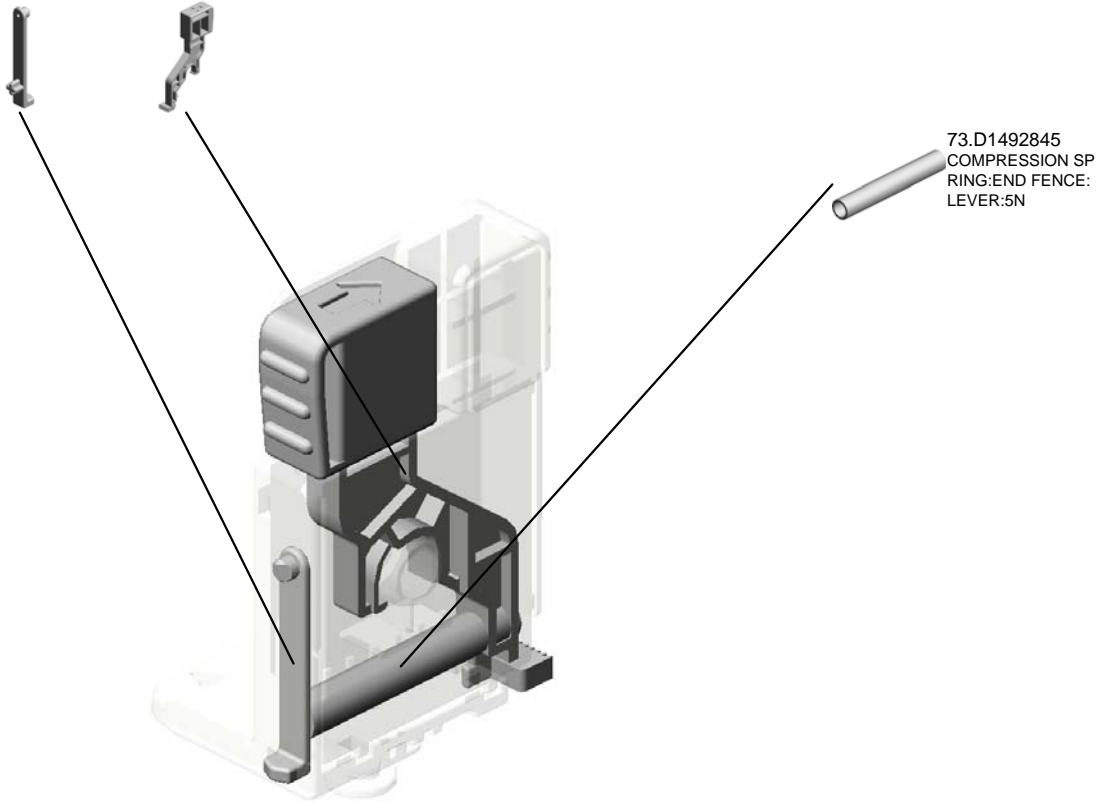
U001	U002	U003	U004	U005	U006	U007	U008	U009	U010	U011	U012	U013	U014	U015
------	------	------	------	-------------	------	------	------	------	------	------	------	------	------	------

U005_S009_S001
END FENCE:PAPER TRAY:ASS'Y

72.D1492843 71.D1492842
CLICK:END FENCE LEVER:END FENCE



70.D1492840
END FENCE:PAPE
R TRAY:ASS'Y

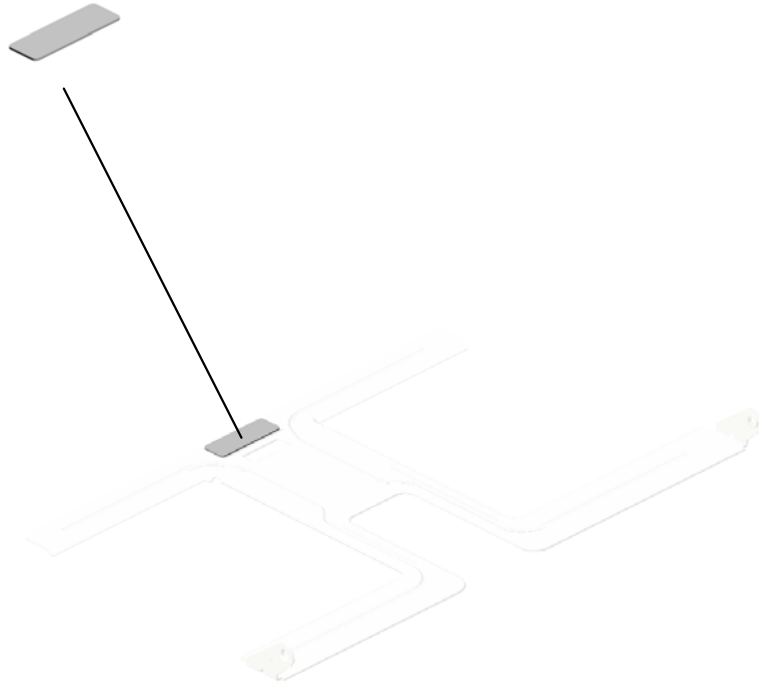


73.D1492845
COMPRESSION SP
RING:END FENCE:
LEVER:5N

U001	U002	U003	U004	U005	U006	U007	U008	U009	U010	U011	U012	U013	U014	U015
------	------	------	------	------	------	------	------	------	------	------	------	------	------	------

U005_S009_S002
TRAY BOTTOM PLATE:NO.2:ASS'Y

21.AF013006
BOTTOM PLATE P
AD



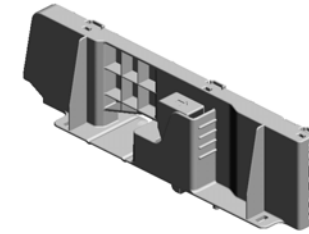
81.D1492873
TRAY BOTTOM PL
ATE:NO.2:ASS'Y

U001	U002	U003	U004	U005	U006	U007	U008	U009	U010	U011	U012	U013	U014	U015
------	------	------	------	------	------	------	------	------	------	------	------	------	------	------

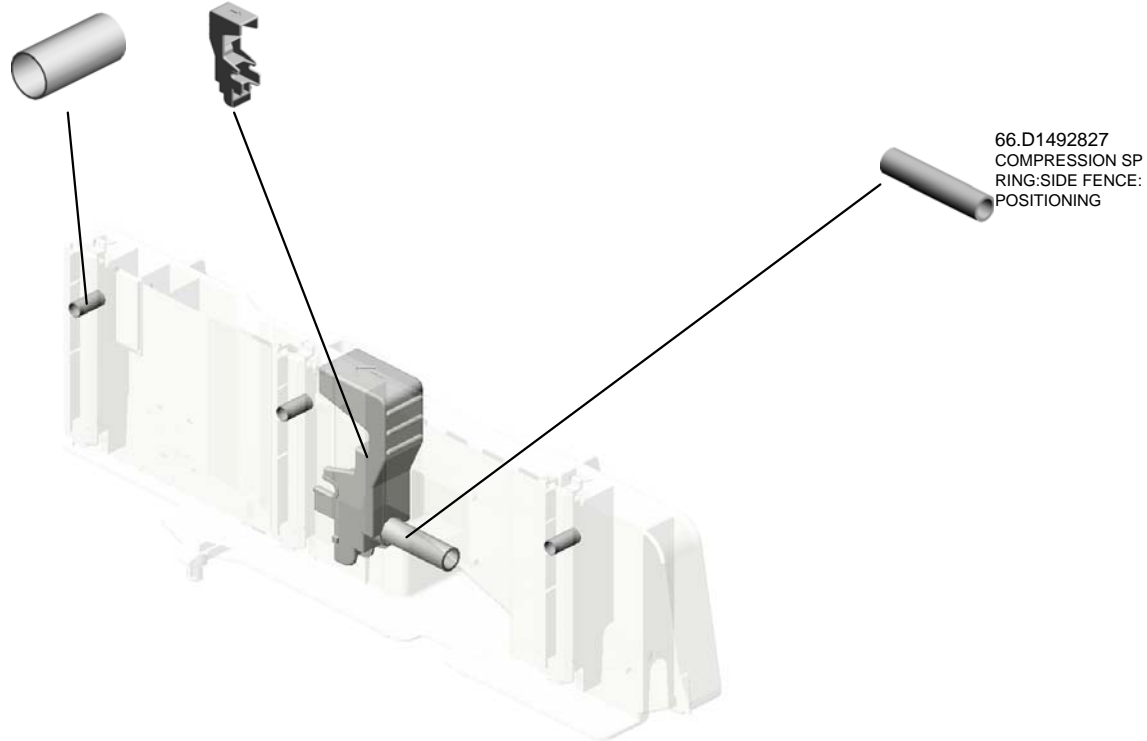
U005_S009_S003
SIDE FENCE:FRONT:ASS'Y

65.D1492826
(x3)
COMPRESSION SP
RING:SIDE FENCE:
PLATE:FRONT

64.D1492824
LEVER:STOPPER:
FRONT



82.D1492878
SIDE FENCE:FRON
T:ASS'Y

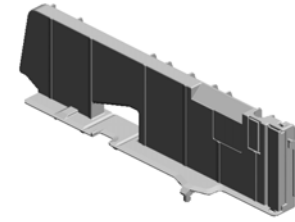


66.D1492827
COMPRESSION SP
RING:SIDE FENCE:
POSITIONING

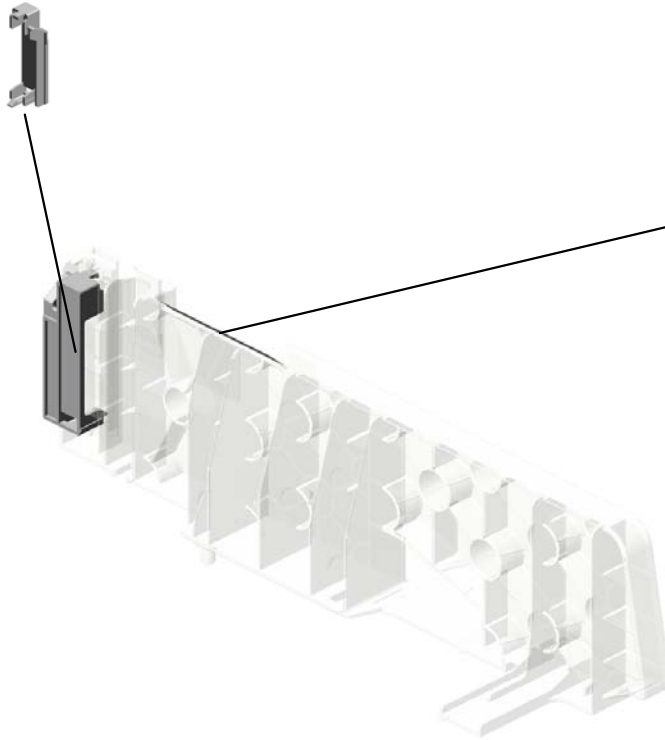
U001	U002	U003	U004	U005	U006	U007	U008	U009	U010	U011	U012	U013	U014	U015
------	------	------	------	------	------	------	------	------	------	------	------	------	------	------

U005_S009_S004
SIDE FENCE:REAR:ASS'Y

67.D1492834
GUIDE:FEELER:PA
PER END



113.D2022885
SIDE FENCE:REAR
:ASS'Y




88.D1492952
DECAL:SIDE FENC
E:PAPER VOLUME

U001	U002	U003	U004	U005	U006	U007	U008	U009	U010	U011	U012	U013	U014	U015
------	------	------	------	------	------	------	------	------	------	------	------	------	------	------

U006.PCDU

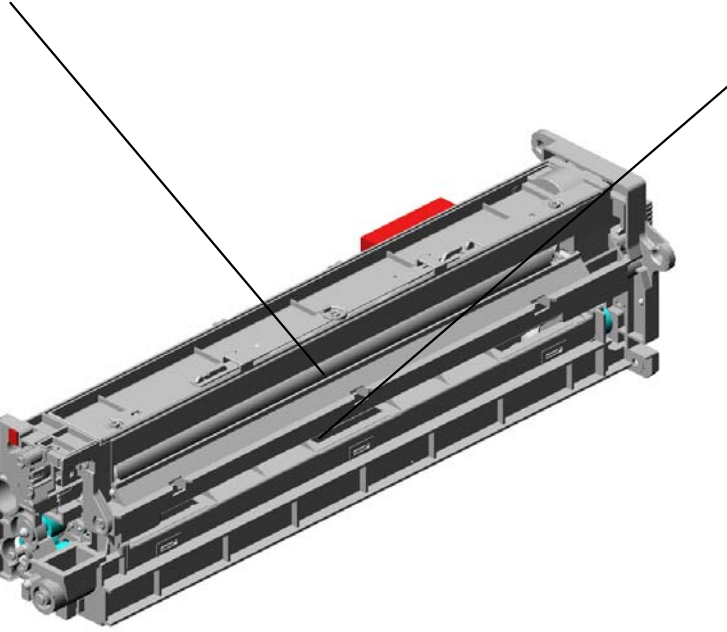
U006_S001
D2020124
PCDU:SERVICE PARTS:EXP



U001	U002	U003	U004	U005	U006	U007	U008	U009	U010	U011	U012	U013	U014	U015
------	------	------	------	------	-------------	------	------	------	------	------	------	------	------	------

U006_S001.PCDU:SERVICE PARTS:EXP

U006_S001_S002
D8692221
PCU:SERVICE PARTS:EXP



U006_S001_S001
D8693021
DEVELOPMENT UNIT:SERVI
CE PARTS:EXP



U001	U002	U003	U004	U005	U006	U007	U008	U009	U010	U011	U012	U013	U014	U015
------	------	------	------	------	-------------	------	------	------	------	------	------	------	------	------

U006_S001_S001.DEVELOPMENT UNIT:SERVICE PARTS:EXP


U006_S001_S001_S003
D2023123
PLAIN SHAFT BEARING:TRA
NSPORT SCREW:RIGHT RE
AR:ASS'Y

U006_S001_S001_S005
D2023028
SEAL:DEVELOPMENT:ASS'Y

U006_S001_S001_S004
D2023125
PLAIN SHAFT BEARING:TRA
NSPORT SCREW:LEFT REA
R:ASS'Y

U006_S001_S001_S001
D2023119
PLAIN SHAFT BEARING:TRA
NSPORT SCREW:RIGHT FR
ONT:ASS'Y

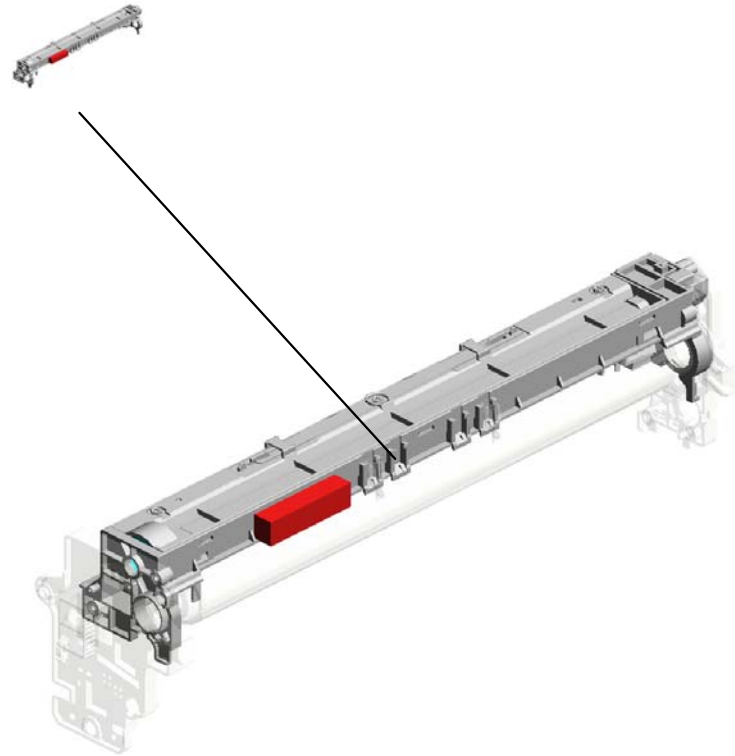
U006_S001_S001_S002
D2023121
PLAIN SHAFT BEARING:TRA
NSPORT SCREW:LEFT FRO
NT:ASS'Y



U001	U002	U003	U004	U005	U006	U007	U008	U009	U010	U011	U012	U013	U014	U015
------	------	------	------	------	-------------	------	------	------	------	------	------	------	------	------

U006_S001_S002.PCU:SERVICE PARTS:EXP


U006_S001_S002_S001
D2022302
FRAME:PCU:UPPER:ASS'Y



U001	U002	U003	U004	U005	U006	U007	U008	U009	U010	U011	U012	U013	U014	U015
------	------	------	------	------	-------------	------	------	------	------	------	------	------	------	------

U006
PCDU

61.D2023261 TERMINAL:DEVELOPMENT BIAS:ASSY
 17.D0091147 TERMINAL - DEVELOPMENT ROLLER
 10.AA063432 (x2) SPRING - INTERMEDIATE DRAWER
 41.D2022407 SHEET:OPPOSED:OPTICS SENSOR



63.D2023264 TERMINAL:DEVELOPMENT BIAS:MAIN



62.D2023263 HOLDER:DEVELOPMENT BIAS:MAIN



60.D2023260 HOLDER:TERMINAL:DEVELOPMENT VIAS



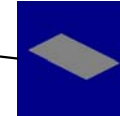
3.04543006Q (x3) TAPPING SCREW - M3X6



16.C1012360 SNAP RING



19.D1979640 DEVELOPER BLACK



42.D2022409 (x3) SEAL:COVER:DISCHARGE LAMP

4.04543008Q (x 1) TAPPING SCREW:3X8



4.04543008Q (x3) TAPPING SCREW: 3X8




38.D2022404 FRAME:DISCHARGE LAMP

37.D2022401 DISCHARGE LAMP:PC:ASSY
 40.D2022406 SHEET:DISCHARGE LAMP
 39.D2022405 COVER:DISCHARGE LAMP
 36.D2022380 DISCHARGE LAMP:ASSY



U006_S001
PCDU:SERVICE PARTS:EXP



20.D2020124
PCDU:SERVICE PA
RTS:EXP

U001	U002	U003	U004	U005	U006	U007	U008	U009	U010	U011	U012	U013	U014	U015
------	------	------	------	------	------	------	------	------	------	------	------	------	------	------

U006_S001_S001

DEVELOPMENT UNIT:SERVICE PARTS:EXP

54.D2023145
GEAR:DEVELOPMENT ROLLER:IDLER

6.06320100G
PIN - 2X10MM

51.D2023140
GEAR:DEVELOPMENT ROLLER


52.D2023141
GEAR:TRANSPORT SCREW:REAR



67.D8693021
DEVELOPMENT UNIT:SERVICE PARTS:EXP

8.08050092
RETAINING RING - 3M

7.07200040E
(x5)
RETAINING RING - M4



53.D2023143
(x2)
GEAR:TRANSPORT SCREW:FRONT

55.D2023146
GEAR:TRANSPORT SCREW:IDLER

56.D2023152
(x3)
FILTER:DEVELOPMENT

64.D2023290
TRANSPORT SCREW:DEVELOPMENT:RIGHT



65.D2023292
TRANSPORT SCREW:DEVELOPMENT:LEFT

U001	U002	U003	U004	U005	U006	U007	U008	U009	U010	U011	U012	U013	U014	U015
------	------	------	------	------	------	------	------	------	------	------	------	------	------	------

U006_S001_S001_S001

PLAIN SHAFT BEARING:TRANSPORT SCREW:RIGHT FRONT:ASS'Y

50.D2023128
SHEET:PLAIN SHA
FT BEARING:TRAN
SPORT SCREW



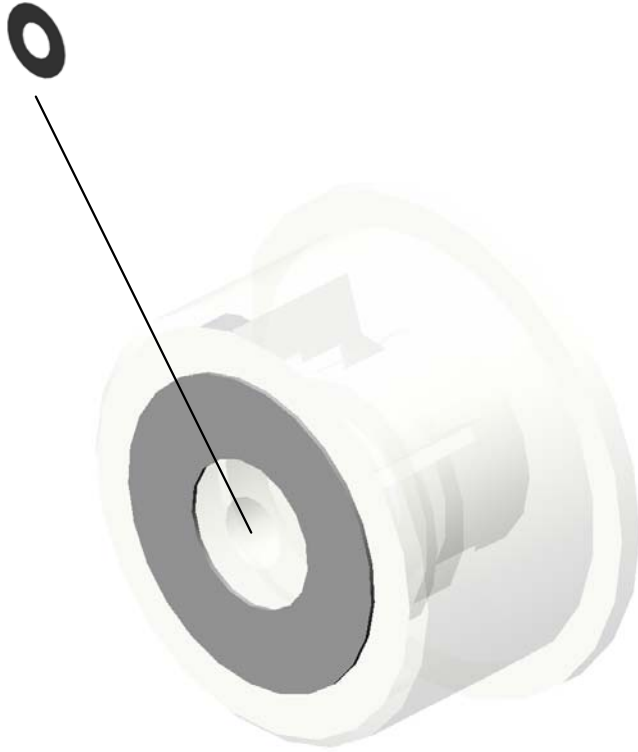
46.D2023119
PLAIN SHAFT BEA
RING:TRANSPORT
SCREW:RIGHT FR
ONT:ASS'Y

U001	U002	U003	U004	U005	U006	U007	U008	U009	U010	U011	U012	U013	U014	U015
------	------	------	------	------	------	------	------	------	------	------	------	------	------	------

U006_S001_S001_S002

PLAIN SHAFT BEARING:TRANSPORT SCREW:LEFT FRONT:ASS'Y

50.D2023128
SHEET:PLAIN SHA
FT BEARING:TRAN
SPORT SCREW



47.D2023121
PLAIN SHAFT BEA
RING:TRANSPORT
SCREW:LEFT FRO
NT:ASS'Y

U001	U002	U003	U004	U005	U006	U007	U008	U009	U010	U011	U012	U013	U014	U015
------	------	------	------	------	------	------	------	------	------	------	------	------	------	------

U006_S001_S001_S003

PLAIN SHAFT BEARING:TRANSPORT SCREW:RIGHT REAR:ASS'Y

50.D2023128
SHEET:PLAIN SHA
FT BEARING:TRAN
SPORT SCREW




48.D2023123
PLAIN SHAFT BEA
RING:TRANSPORT
SCREW:RIGHT RE
AR:ASS'Y




U001	U002	U003	U004	U005	U006	U007	U008	U009	U010	U011	U012	U013	U014	U015
------	------	------	------	------	-------------	------	------	------	------	------	------	------	------	------

U006_S001_S001_S004
PLAIN SHAFT BEARING:TRANSPORT SCREW:LEFT REAR:ASS'Y

50.D2023128
SHEET:PLAIN SHA
FT BEARING:TRAN
SPORT SCREW



49.D2023125
PLAIN SHAFT BEA
RING:TRANSPORT
SCREW:LEFT REA
R:ASS'Y



U001	U002	U003	U004	U005	U006	U007	U008	U009	U010	U011	U012	U013	U014	U015
------	------	------	------	------	------	------	------	------	------	------	------	------	------	------

U006_S001_S001_S005
SEAL:DEVELOPMENT:ASS'Y

45.D2023028
SEAL:DEVELOPME
NT:ASS'Y

58.D2023225
(EU/AA/NA/CHN):S
EAL:CASE:ENTRA
NCE SEAL:REAR
201412-07

58.D2023225
(x3)
(EU/AA/NA/CHN):S
EAL:CASE:ENTRA
NCE SEAL:REAR
201412-07

59.D2023242
(x6)
(EU/AA/NA/CHN):S
EAL:DEVELOPME
NT:FRONT REAR
201412-06

59.D2023242
(x2)
(EU/AA/NA/CHN):S
EAL:DEVELOPME
NT:FRONT REAR

57.D2023224
(EU/AA/NA/CHN):S
EAL:CASE:ENTRA
NCE SEAL:FRONT

57.D2023224
(x3)
(EU/AA/NA/CHN):S
EAL:CASE:ENTRA
NCE SEAL:FRONT
201412-08

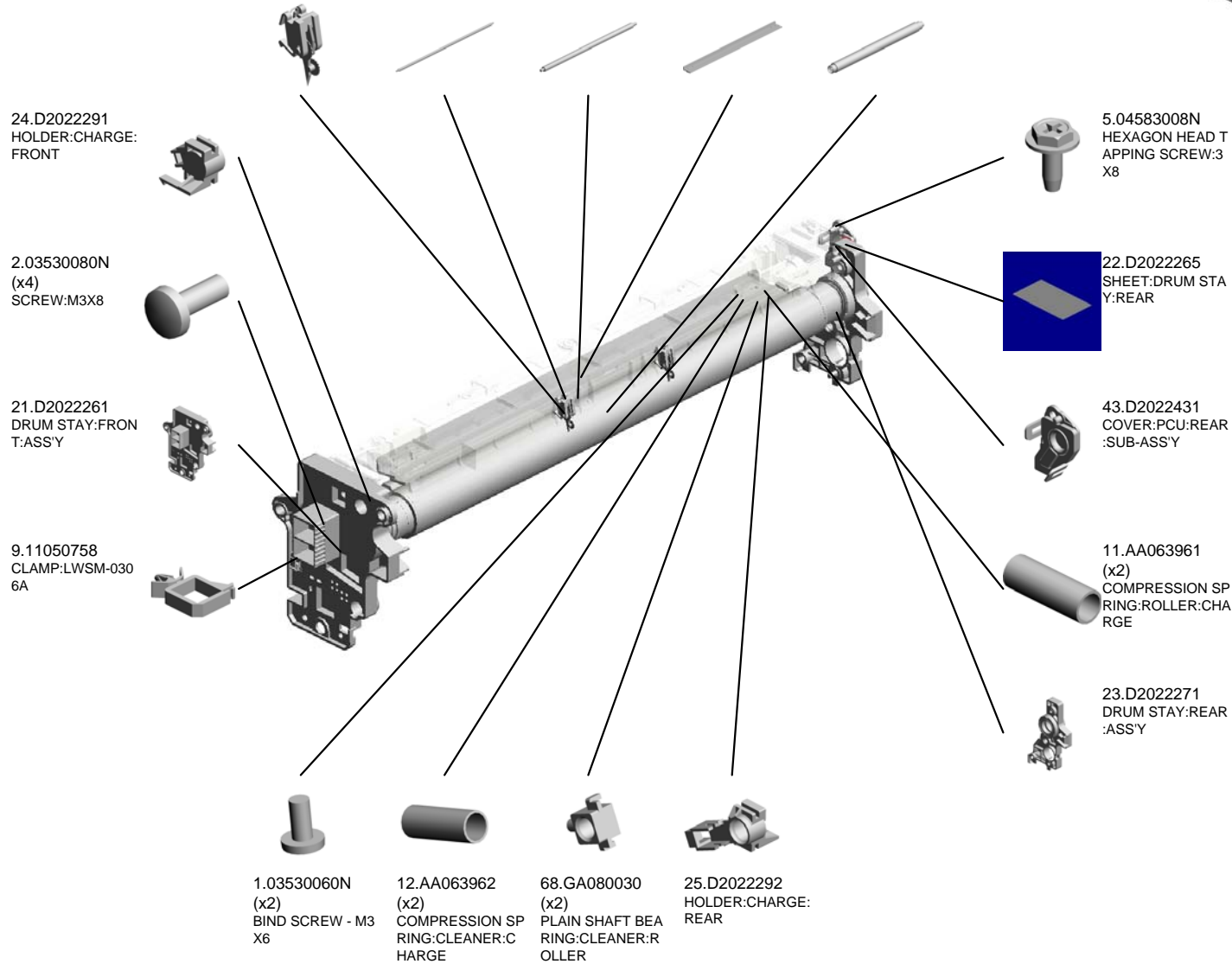
U001	U002	U003	U004	U005	U006	U007	U008	U009	U010	U011	U012	U013	U014	U015
------	------	------	------	------	-------------	------	------	------	------	------	------	------	------	------

U006_S001_S002
PCU:SERVICE PARTS:EXP

31.D2022335 (x2) PICKOFF PAWL:AS S'Y
 15.AD042078 BRUSH ROLLER:C LEANER:CHARGE
 13.AD027034 ROLLER:CHARGE
 14.AD041152 BLADE:CLEANING: 8799:ASS'Y
 18.D1979510 OPC DRUM



66.D8692221
PCU:SERVICE PARTS:EXP



U001	U002	U003	U004	U005	U006	U007	U008	U009	U010	U011	U012	U013	U014	U015
------	------	------	------	------	------	------	------	------	------	------	------	------	------	------

U006_S001_S002_S001
 FRAME:PCU:UPPER:ASS'Y

29.D2022332 TORSION SPRING:
 SHUTTER:PCU:0.6-
 1.3N

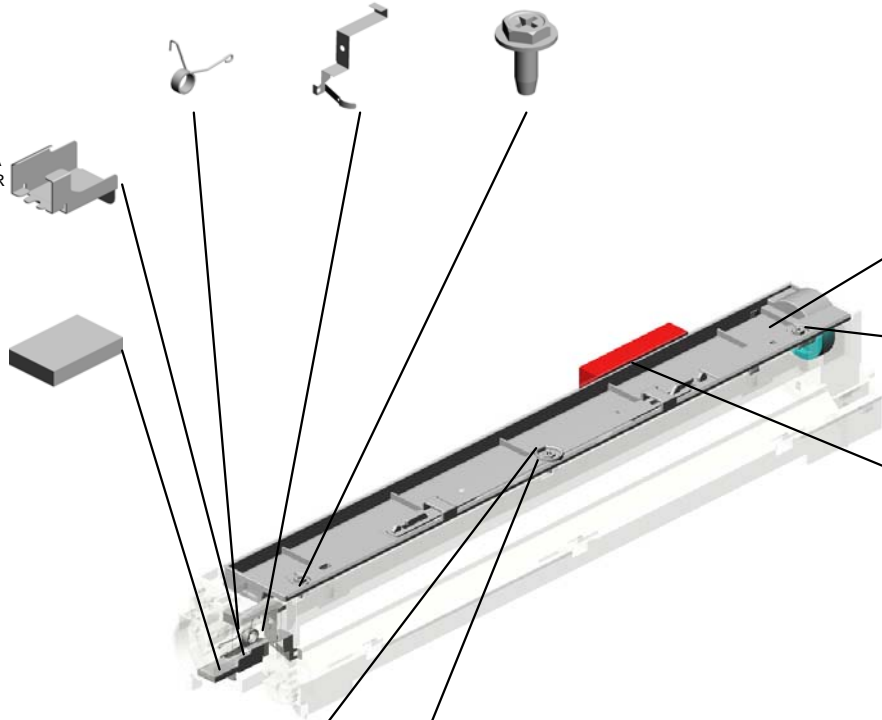
32.D2022340 ELECTRODE PLAT
 E:CHARGE

5.04583008N
 (x3)
 HEXAGON HEAD T
 APPING SCREW:3
 X8



28.D2022331
 SHUTTER:DISCHA
 RGE USED TONER

30.D2022333
 SEAL:SHUTTER



27.D2022327
 GEAR:COLLECTIO
 N COIL

35.D2022375
 GEAR:TRANSPOR
 T SCREW:DISCHA
 RGE USED TONER

44.D2022440
 GUIDE:SEPARATIO
 N/TRANSPORT:AS
 S'Y

33.D2022351
 COVER:PCU:UPPE
 R:ASS'Y

34.D2022356
 GRIP:PCU

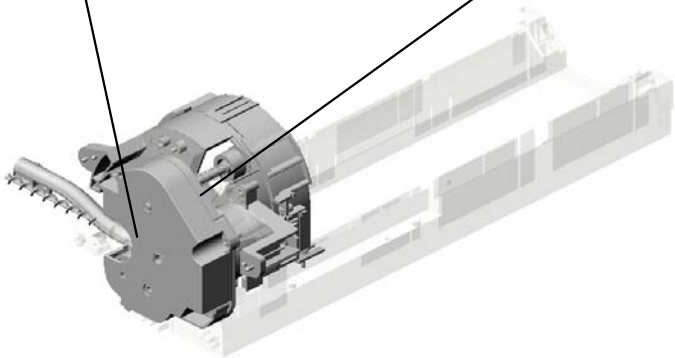
U001	U002	U003	U004	U005	U006	U007	U008	U009	U010	U011	U012	U013	U014	U015
------	------	------	------	------	------	------	------	------	------	------	------	------	------	------

U007.TONER SUPPLY

U007_S002
D2023303
DRIVE UNIT:TONER SUPPLY
:ASS'Y



U007_S001
D1993304
HOUSING:TONER SUPPLY:A
SS'Y



U001	U002	U003	U004	U005	U006	U007	U008	U009	U010	U011	U012	U013	U014	U015
------	------	------	------	------	------	------	------	------	------	------	------	------	------	------

U007 TONER SUPPLY

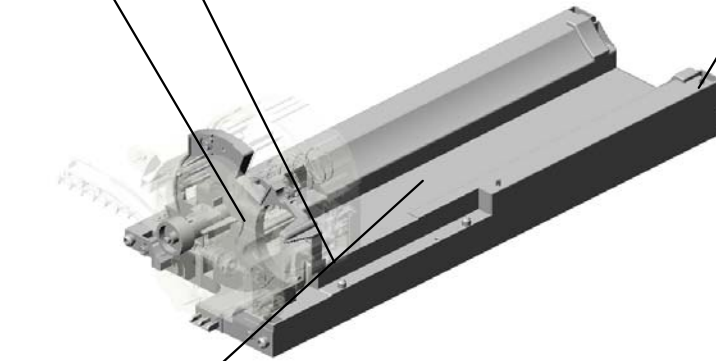
10.D2023376
(x2)
SEAL:BASE:SLIDE
RAIL:LOWER



7.D2023301
TRANSPORT SCR
EW:NOZZLE:ASS'Y



3.04583008N
(x4)
HEXAGON HEAD T
APPING SCREW:3
X8





9.D2023372
BASE:TONER CAR
TRIDGE



U001	U002	U003	U004	U005	U006	U007	U008	U009	U010	U011	U012	U013	U014	U015
------	------	------	------	------	------	------	------	------	------	------	------	------	------	------

U007_S001
HOUSING:TONER SUPPLY:ASS'Y

5.AW500040
PUSH SWITCH:SW
1AG-550:10MA



6.D1993304
HOUSING:TONER
SUPPLY:ASS'Y



2.04543008Q
(x2)
TAPPING SCREW:
3X8



4.11050758
CLAMP:LWSM-030
6A


U001	U002	U003	U004	U005	U006	U007	U008	U009	U010	U011	U012	U013	U014	U015
------	------	------	------	------	------	------	------	------	------	------	------	------	------	------

U007_S002
DRIVE UNIT:TONER SUPPLY:ASS'Y

1.03603006N
(x2)
SCREW - M3X6




8.D2023303
DRIVE UNIT: TONE
R SUPPLY: ASS'Y



U001	U002	U003	U004	U005	U006	U007	U008	U009	U010	U011	U012	U013	U014	U015
------	------	------	------	------	------	------	------	------	------	------	------	------	------	------


U008.TRANSFER/SEPARATION

U008_S001
D1491199
DRIVE UNIT:ON-OFF:TRANS
FER



U001	U002	U003	U004	U005	U006	U007	U008	U009	U010	U011	U012	U013	U014	U015
------	------	------	------	------	------	------	------	------	------	------	------	------	------	------

U008 TRANSFER/SEPARATION



- 13.07200060E (x2) RETAINING RING - M6
- 14.08050089 RETAINING RING - M4
- 16.AA063941 (x2) COMPRESSION SPRING:REGISTRATION:INNER:DRIVE
- 22.AW010200 PAPER FEED SENSOR:FUSING EXIT
- 24.AW020203 PHOTOINTERRUPTOR:GP1A173LCS 2F

19.AA080346 (x3) BUSHING:FLANGE TYPE:DIA6

3.04513016N (x2) TAPPING SCREW - 3X16

18.AA063943 (x2) COMPRESSION SPRING:GUIDE PLATE:REGISTRATION:4N

2.03603006N (x3) SCREW - M3X6

7.04543006Q (x3) TAPPING SCREW - M3X6

8.04583008N HEXAGON HEAD TAPPING SCREW:3X8

9.04583010N (x6) HEXAGON HEAD TAPPING SCREW:3X10

21.AB011571 GEAR:Z19:DRIVE:REGISTRATION

17.AA063942 COMPRESSION SPRING:REGISTRATION:DRIVE

15.52152621 SNAP RING - M6

6.04543006N (x3) TAPPING SCREW: ROUND POINT:3X6

4.04523008N (x2) TAPPING SCREW - M3X8

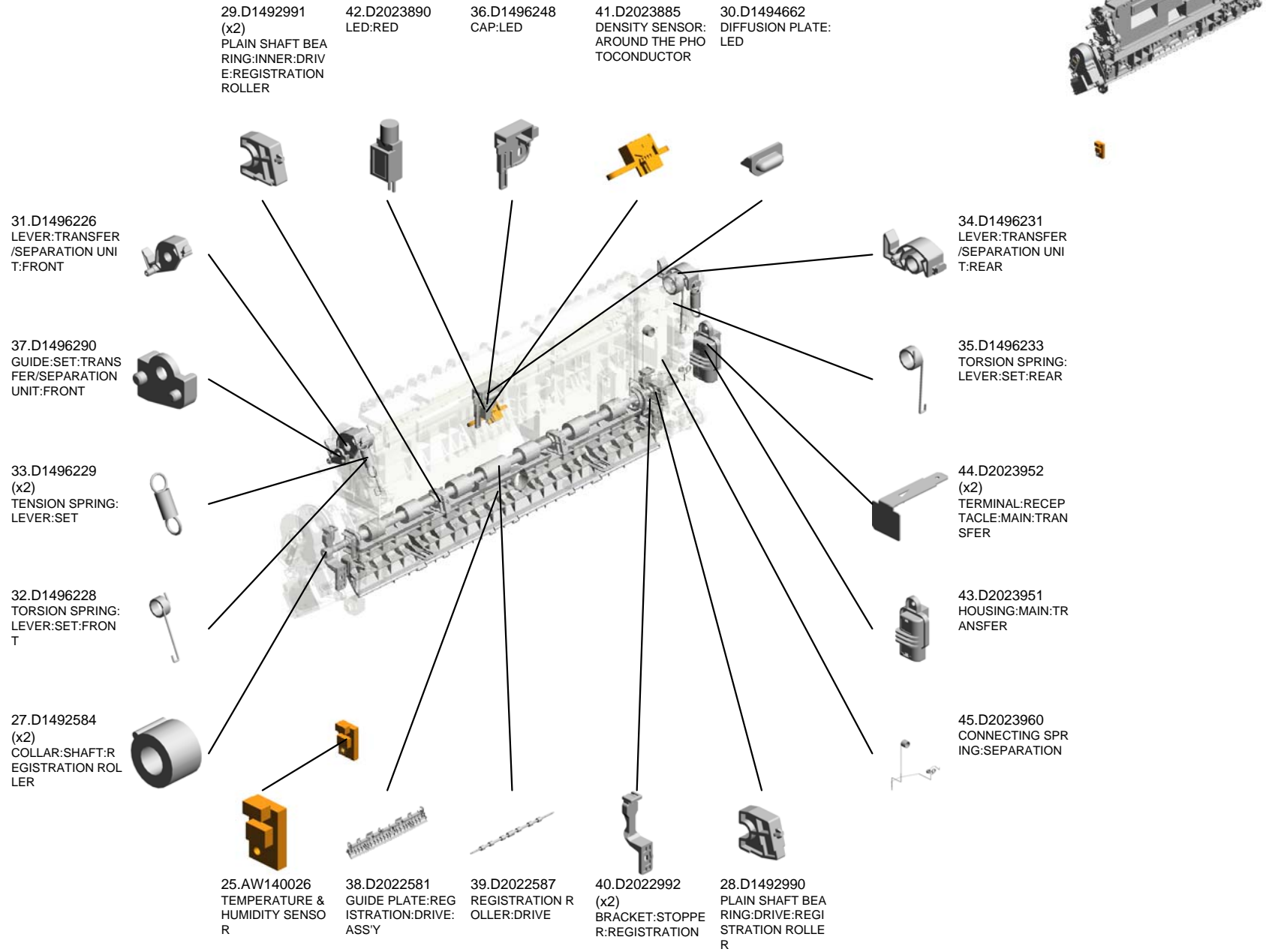
11.07200030E (x2) RETAINING RING - M3

12.07200040E (x3) RETAINING RING - M4

20.AA082144 BUSHING - 8X12X7

9.04583010N (x 2) HEXAGON HEAD TAPPING SCREW:3X10
 10.04583012N (x 1) HEXAGON HEAD TAPPING SCREW:3X12
 12.07200040E (x 1) RETAINING RING - M4

U008 TRANSFER/SEPARATION



U008 TRANSFER/SEPARATION


59.D2026273
(x4)
COMPRESSION SPRING:TRANSPORT SUB-UNIT

49.D2026255
DECAL:GRIP:B

48.D2026211
TRANSFER ROLLER ASS'Y

58.D2026272
BASE:GUIDE:TRANSFER

57.D2026271
GUIDE:TRANSFER



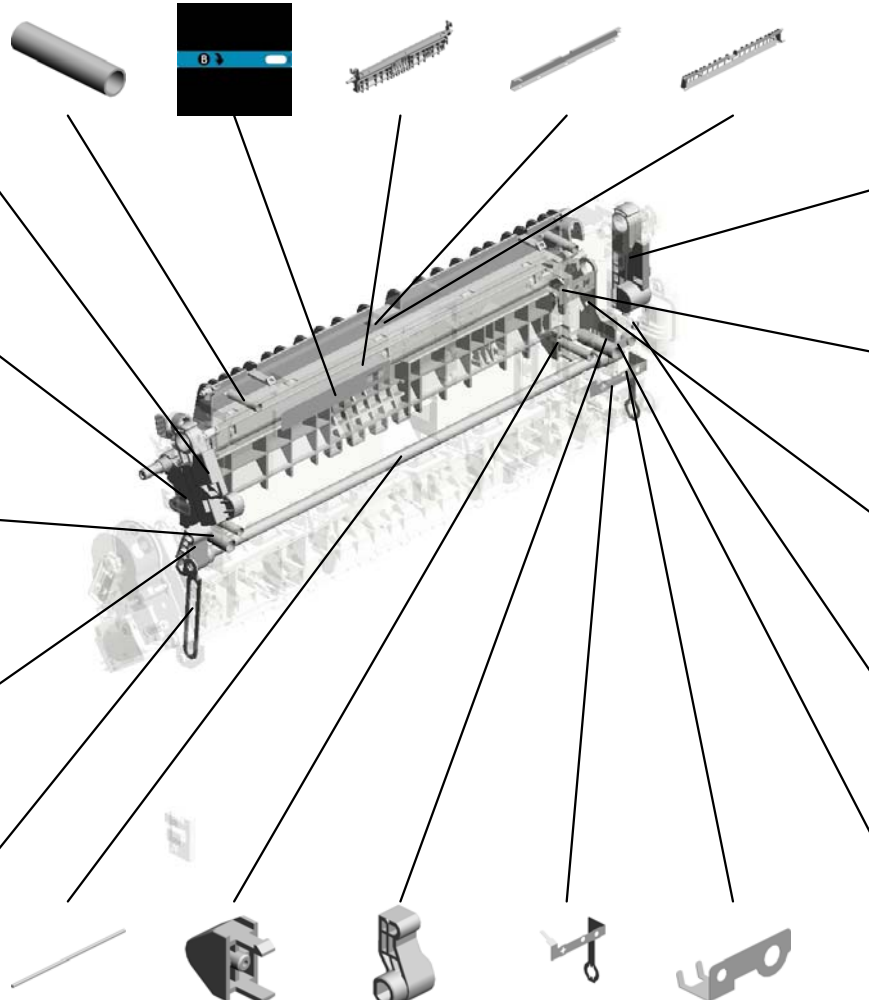
64.D2026285
LEVER:SET:FRONT

50.D2026260
LEVER:PRESSURE:TRANSFER ROLLER:FRONT

52.D2026264
(x2)
COMPRESSION SPRING:PRESSURE:TRANSFER ROLLER

55.D2026268
LEVER:ON-OFF:TRANSFER ROLLER:FRONT

65.D2026346
LINK:TRANSFER/SEPARATION UNIT



63.D2026281
LEVER:SET:REAR

62.D2026280
GROUND PLATE:SEPARATION

51.D2026261
LEVER:PRESSURE:TRANSFER ROLLER:REAR

46.D2023961
CONNECTING SPRING:TRANSFER

47.D2023962
ELECTRODE PLATE:TRANSFER

54.D2026267
SHAFT:LEVER:ON-OFF

53.D2026265
(x2)
LEVER:PRESSURE:GUIDE PLATE


56.D2026269
LEVER:ON-OFF:TRANSFER ROLLER:REAR

60.D2026276
GROUND PLATE:TRANSFER/SEPARATION UNIT


61.D2026277
GROUND PLATE:REGISTRATION ROLLER

U008 TRANSFER/SEPARATION

67.D2026351
CAM:ON-OFF:TRA
NSFER



68.D2026352
SHAFT:ON-OFF:DR
IVE



69.D2026220
FRAME:TRANSFER
/SEPARATION UNI
T:ASSY



66.D2026350
BRACKET:DRIVE U
NIT

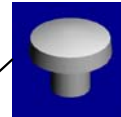


U001	U002	U003	U004	U005	U006	U007	U008	U009	U010	U011	U012	U013	U014	U015
------	------	------	------	------	------	------	-------------	------	------	------	------	------	------	------

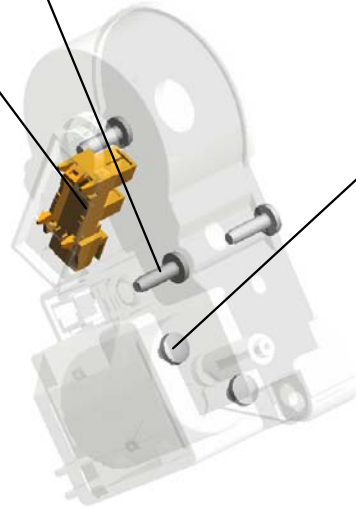
U008_S001
DRIVE UNIT:ON-OFF:TRANSFER

23.AW020198
PHOTOINTERRUP
TOR:LG2A14NL1

5.04523010N
(x3)
BINDING SELF-TA
PPING SCREW:3X
10



1.03530030N
(x2)
SCREW:M3X3



26.D1491199
DRIVE UNIT:ON-OF
F:TRANSFER

U001	U002	U003	U004	U005	U006	U007	U008	U009	U010	U011	U012	U013	U014	U015
------	------	------	------	------	------	------	------	------	------	------	------	------	------	------

U009.TONER RECYCLING


U009_S001
D2026511
BRACKET:TONER RECYCLIN
G SECTION:MAIN ASS'Y:ASS'
Y



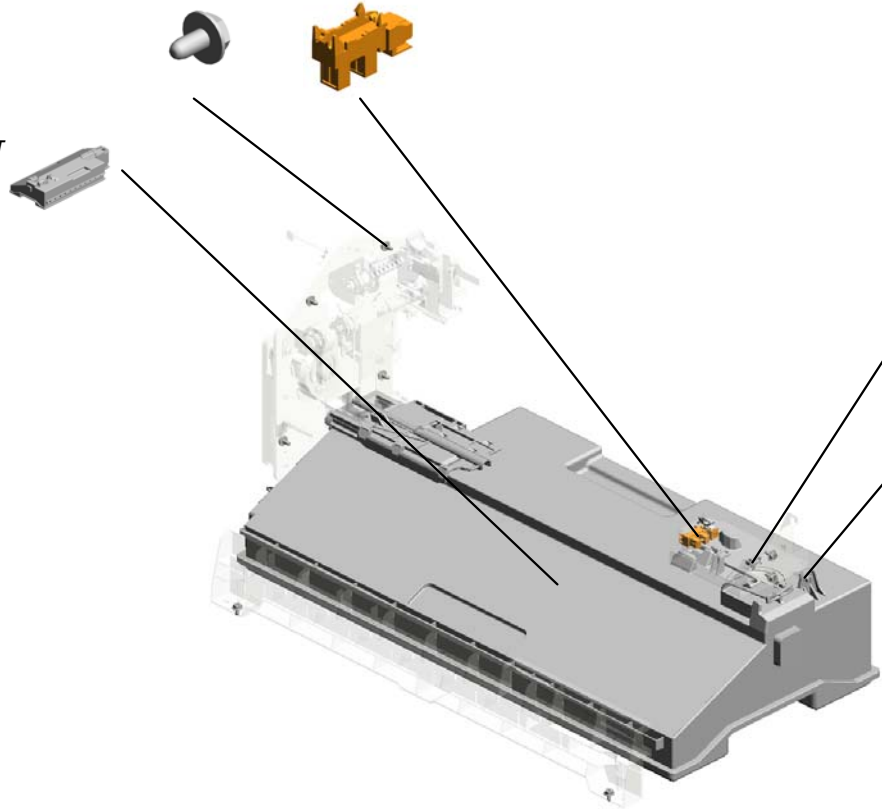
U001	U002	U003	U004	U005	U006	U007	U008	U009	U010	U011	U012	U013	U014	U015
------	------	------	------	------	------	------	------	------	------	------	------	------	------	------

U009 TONER RECYCLING

1.04543006Q (x10)
TAPPING SCREW - M3X6
7.AW020198
PHOTOINTERRUP
TOR:LG2A14NL1



10.D2026410
COLLECTION BOT
TLE:ASS'Y



4.11050758
(x2)
CLAMP:LWSM-030
6A

2.04543008Q
TAPPING SCREW:
3X8

U001	U002	U003	U004	U005	U006	U007	U008	U009	U010	U011	U012	U013	U014	U015
------	------	------	------	------	------	------	------	------	------	------	------	------	------	------


U009_S001

BRACKET:TONER RECYCLING SECTION:MAIN ASS'Y:ASS'Y

8.AX121101
ROTARY SOLENOI
D:USED TONER:C
HANGE

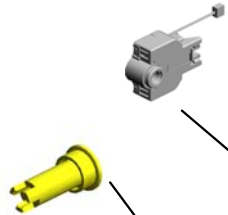
3.08050106
RETAINING RINGS
-E:SILENCER:DIA6

2.04543008Q
(x6)
TAPPING SCREW:
3X8



11.D2026511
BRACKET:TONER
RECYCLING SECTI
ON:MAIN ASS'Y:AS
SY

6.AB033800
PULLEY:SCREW G
EAR:RECYCLING:I
DLER



9.B6521773
TIMING BELT:B40S
2M178



12.D2026562
BRACKET:DRIVE S
UB-UNIT:COLLECT
ION BOTTLE



5.AB017862
GEAR:PULLEY:US
ED TONER:IDLER

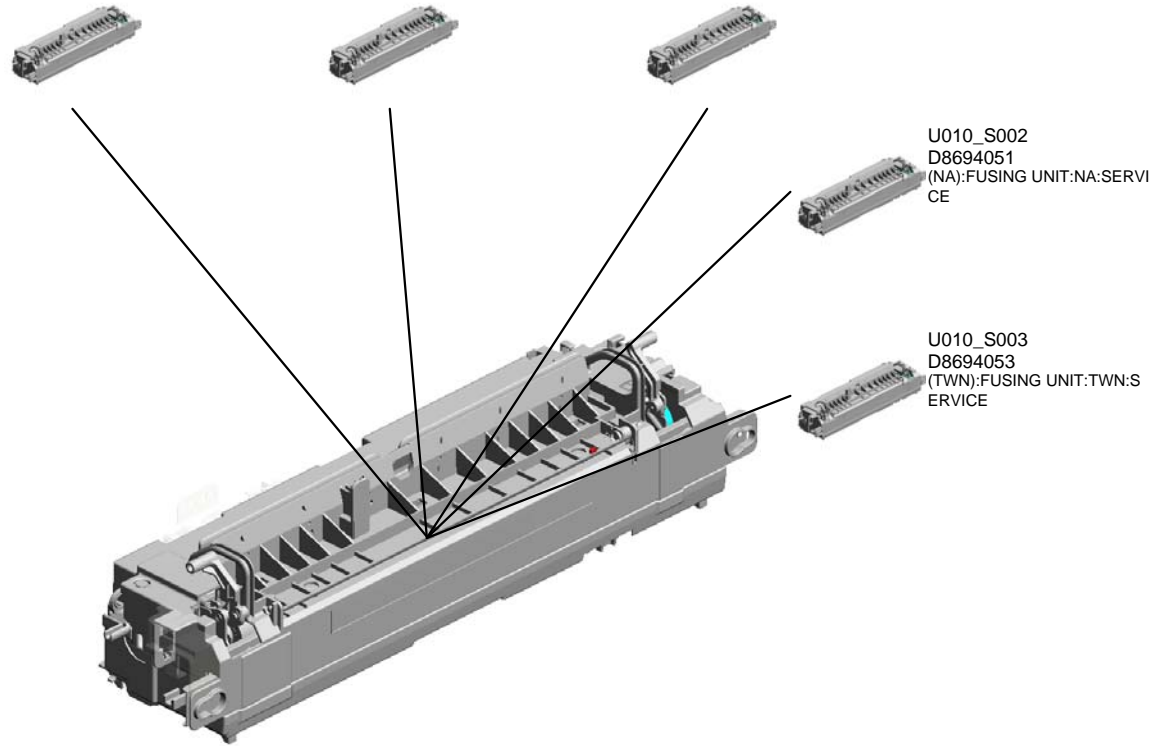
U001	U002	U003	U004	U005	U006	U007	U008	U009	U010	U011	U012	U013	U014	U015
------	------	------	------	------	------	------	------	------	------	------	------	------	------	------

U010.FUSING

U010_S004
D8694054
(EU/AA/CHN):FUSING UNIT:E
U:CDE:SERVICE

U010_S005
D8694054
(EU/AA/CHN):FUSING UNIT:E
U:CDE:SERVICE

U010_S001
D8694054
(EU/AA/CHN):FUSING UNIT:E
U:CDE:SERVICE



U001	U002	U003	U004	U005	U006	U007	U008	U009	U010	U011	U012	U013	U014	U015
------	------	------	------	------	------	------	------	------	------	------	------	------	------	------

U010_S003.(TWN):FUSING UNIT:TWN:SERVICE

U010_S003_S001
D8694033
(TWN):SLEEVE:SERVICE



U001	U002	U003	U004	U005	U006	U007	U008	U009	U010	U011	U012	U013	U014	U015
------	------	------	------	------	------	------	------	------	------	------	------	------	------	------

U010 FUSING

13.11050759 (x2)
CLAMP:LWSM-060
5A

30.D1494354
BRACKET:DRAWE
R:MAIN

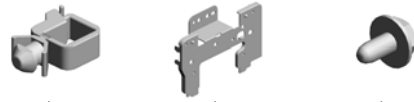
2.04543006Q (x2)
TAPPING SCREW -
M3X6



11.11050692
CLAMP:LES-0503



28.D1054365 (x2)
HOLDER:THERMO
PILE



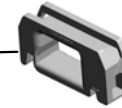
1.03603006N
SCREW - M3X6



8.08046123 (x2)
HEXAGONAL BOLT
:W/WASHER:M3X8



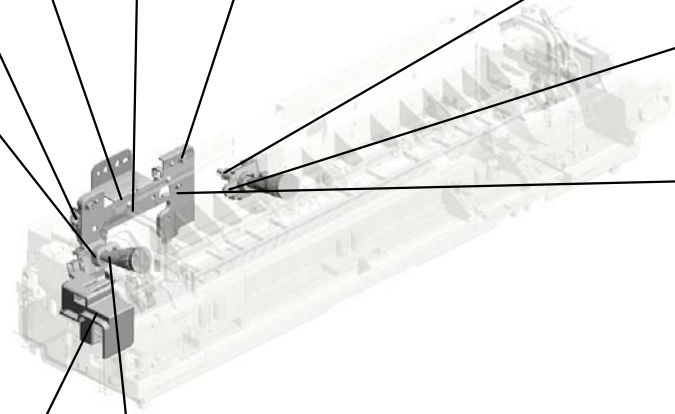
12.11050723
CLAMPS:WES-050
7



50.D2024374
COVER:HARNES



23.AW100138 (x2)
THERMOPILE



U010_S001
(EU/AA/CHN):FUSING UNIT:EU:CDE:SERVICE

5.07200030E
(x4)
RETAINING RING -
M3

25.AW100173
NON-CONTACT TYP
PE THERMISTOR:
HOT ROLLER

27.AW110101
(x2)
THERMOSTAT:LO
WER

9.08046127
(x6)
HEXAGONAL BOLT
:DOUBLE SCREW:
M3X8

16.AA061182
TORSION SPRING:
STRIPPER PLATE:
REAR



54.D8694054
[A]
(EU/AA/CHN):FUSI
NG UNIT:EU:CDE:S
ERVICE
201412-03 X/O

15.AA061181
TORSION SPRING:
STRIPPER PLATE:
FRONT

22.AE030092
(x2)
RADIAL BALL BEA
RING:DIA10XDIA22
X6

1.03603006N
(x8)
SCREW - M3X6

18.AA120149
DISCHARGE BRUS
H:PRESSURE ROL
LER

6.07200060E
(x2)
RETAINING RING -
M6

14.AA061180
(x2)
COIL SPRING:PRE
SSURE

4.04583010N
(x3)
HEXAGON HEAD T
APPING SCREW:3
X10

26.AW100174
(EU/AA/CHN):THER
MISTOR:PRESSUR
E ROLLER:CDE

3.04583008N
(x3)
HEXAGON HEAD T
APPING SCREW:3
X8

10.09543012N
(x2)
SCREW - M3X12

7.07250100E
(x2)
RETAINING RING
C - M10

21.AB015035
GEAR:PRESSURE
ROLLER

19.AB012231
GEAR:DRIVE:Z20

20.AB012232
GEAR:IDLER:Z19

29.D1444484
(x8)
SHOULDER SCRE
W - M3

U001 U002 U003 U004 U005 U006 U007 U008 U009 U010 U011 U012 U013 U014 U015

U010_S001
(EU/AA/CHN):FUSING UNIT:EU:CDE:SERVICE

38.D2024245
DECAL:C:GUIDE PLATE:FUSING EXIT

33.D2024224
STRIPPER PLATE:FUSING EXIT

51.D2024386
ELECTRODE PLATE:FRONT

32.D2024215
[C]
GUIDE PLATE:FUSING EXIT
201505-05 X/X

47.D2024313
PRESSURE ROLLER:DIA32



54.D8694054
[A]
(EU/AA/CHN):FUSING UNIT:EU:CDE:SERVICE
201412-03 X/O

35.D2024234
LEVER:PRESSURE RELEASE:FRONT:ASS'Y



31.D2024146
(x2)
PLAIN SHAFT BEARING: DIA4XDIA6X6



34.D2024233
(x2)
LEVER:LOCK:PRESSURE



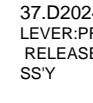
36.D2024236
LEVER:PRESSURE RELEASE:FRONT:PEEN



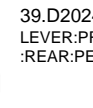
45.D2024266
BRACKET:PRESSURE ROLLER:FRONT



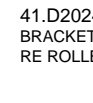
37.D2024244
LEVER:PRESSURE RELEASE:REAR:ASS'Y



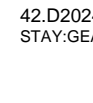
39.D2024246
LEVER:PRESSURE RELEASE:REAR:PEEN



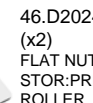
41.D2024256
BRACKET:PRESSURE ROLLER:REAR



42.D2024258
STAY:GEAR



46.D2024309
(x2)
FLAT NUT:THERMOSTOR:PRESSURE ROLLER



40.D2024252
FUSING ENTRANCE GUIDE PLATE



44.D2024263
DECAL:H-TEMP WARNING:FUSING



43.D2024262
FUSING COVER:UPPER



48.D2024335
ELECTRODE PLATE:MIDDLE



49.D2024337
ELECTRODE PLATE:REAR



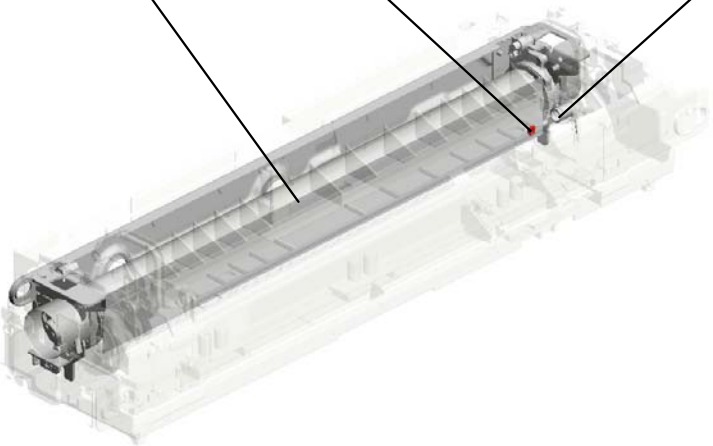
U010_S001
 (EU/AA/CHN):FUSING UNIT:EU:CDE:SERVICE

57.D8694034
 (EU/AA/CHN):SLEEVE:D197/D198/D199:SERVICE

58.08050106
 RETAINING RINGS
 -E:SILENCER:DIA6
 201505-03



54.D8694054
 [A]
 (EU/AA/CHN):FUSING UNIT:EU:CDE:SERVICE
 201412-03 X/O



59.AA066435
 [B]
 SPRING:RELEASE:FUSING EXIT
 201505-04 X/X

AA061215
 [B]
 SPRING:RELEASE:FUSING EXIT
 201505-04 X/X

D2024214
 [C]
 GUIDE PLATE:FUSING EXIT
 201505-05 X/X

D8694014
 [A]
 (EU/AA/CHN):FUSING UNIT:D197/D198/D199:SERVICE
 201412-03 X/O

U001	U002	U003	U004	U005	U006	U007	U008	U009	U010	U011	U012	U013	U014	U015
------	------	------	------	------	------	------	------	------	-------------	------	------	------	------	------

U010_S002
(NA):FUSING UNIT:NA:SERVICE

5.07200030E
(x4)
RETAINING RING -
M3

25.AW100173
NON-CONTACT TYP
PE THERMISTOR:
HOT ROLLER

27.AW110101
(x2)
THERMOSTAT:LO
WER

9.08046127
(x6)
HEXAGONAL BOLT
:DOUBLE SCREW:
M3X8

16.AA061182
TORSION SPRING:
STRIPPER PLATE:
REAR



52.D8694051
[A]
(NA):FUSING UNIT:
NA:SERVICE
201412-02 X/O

15.AA061181
TORSION SPRING:
STRIPPER PLATE:
FRONT

22.AE030092
(x2)
RADIAL BALL BEA
RING:DIA10XDIA22
X6

1.03603006N
(x8)
SCREW - M3X6

18.AA120149
DISCHARGE BRUS
H:PRESSURE ROL
LER

6.07200060E
(x2)
RETAINING RING -
M6

14.AA061180
(x2)
COIL SPRING:PRE
SSURE

4.04583010N
(x3)
HEXAGON HEAD T
APPING SCREW:3
X10

24.AW100171
(NA/TWN):THERMI
STOR:PRESSURE
ROLLER

3.04583008N
(x3)
HEXAGON HEAD T
APPING SCREW:3
X8

10.09543012N
(x2)
SCREW - M3X12

7.07250100E
(x2)
RETAINING RING
C - M10

21.AB015035
GEAR:PRESSURE
ROLLER

19.AB012231
GEAR:DRIVE:Z20

20.AB012232
GEAR:IDLER:Z19

29.D1444484
(x8)
SHOULDER SCRE
W - M3

U010_S002
(NA):FUSING UNIT:NA:SERVICE

38.D2024245
DECAL:C:GUIDE P
LATE:FUSING EXIT

33.D2024224
STRIPPER PLATE:
FUSING EXIT

51.D2024386
ELECTRODE PLAT
E:FRONT

32.D2024215
[C]
GUIDE PLATE:FUSI
NG EXIT
201505-05 X/X

47.D2024313
PRESSURE ROLLE
R:DIA32



52.D8694051
[A]
(NA):FUSING UNIT:
NA:SERVICE
201412-02 X/O

35.D2024234
LEVER:PRESSURE
RELEASE:FRONT:
ASS'Y



31.D2024146
(x2)
PLAIN SHAFT BEA
RING:DIA4XDIA6X6



34.D2024233
(x2)
LEVER:LOCK:PRE
SSURE



36.D2024236
LEVER:PRESSURE
:FRONT:PEEN



45.D2024266
BRACKET:PRESSU
RE ROLLER:FRON
T



37.D2024244
LEVER:PRESSURE
RELEASE:REAR:A
SS'Y



39.D2024246
LEVER:PRESSURE
:REAR:PEEN



41.D2024256
BRACKET:PRESSU
RE ROLLER:REAR



42.D2024258
STAY:GEAR



46.D2024309
(x2)
FLAT NUT:THERMI
STOR:PRESSURE
ROLLER



40.D2024252
FUSING ENTRANC
E GUIDE PLATE



44.D2024263
DECAL:H-TEMP W
ARNING:FUSING



43.D2024262
FUSING COVER:U
PPER



48.D2024335
ELECTRODE PLAT
E:MIDDLE



49.D2024337
ELECTRODE PLAT
E:REAR

U001	U002	U003	U004	U005	U006	U007	U008	U009	U010	U011	U012	U013	U014	U015
------	------	------	------	------	------	------	------	------	------	------	------	------	------	------

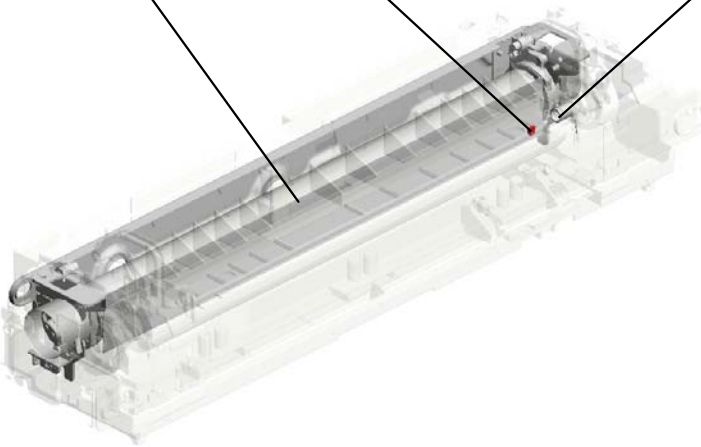
U010_S002
 (NA):FUSING UNIT:NA:SERVICE

55.D8694031
 (NA):SLEEVE:SERVICE

58.08050106
 RETAINING RINGS
 -E:SILENCER:DIA6
 201505-03



52.D8694051
 [A]
 (NA):FUSING UNIT:
 NA:SERVICE
 201412-02 X/O



59.AA066435
 [B]
 SPRING:RELEASE:
 FUSING EXIT
 201505-04 X/X



AA061215
 [B]
 SPRING:RELEASE:
 FUSING EXIT
 201505-04 X/X



D2024214
 [C]
 GUIDE PLATE:FUSING
 EXIT
 201505-05 X/X



D8694011
 [A]
 (NA):FUSING UNIT:
 SERVICE
 201412-02 X/O



U010_S003
(TWN):FUSING UNIT:TWN:SERVICE

5.07200030E
(x4)
RETAINING RING -
M3

25.AW100173
NON-CONTACT TY
PE THERMISTOR:
HOT ROLLER

33.D2024224
STRIPPER PLATE:
FUSING EXIT

27.AW110101
(x2)
THERMOSTAT:LO
WER

32.D2024215
[C]
GUIDE PLATE:FUSI
NG EXIT
201505-05 X/X



53.D8694053
[A]
(TWN):FUSING UNI
T:TWN:SERVICE
201412-04 X/O

15.AA061181
TORSION SPRING:
STRIPPER PLATE:
FRONT

14.AA061180
(x2)
COIL SPRING:PRE
SSURE

31.D2024146
(x2)
PLAIN SHAFT BEA
RING:DIA4XDIA6X6

18.AA120149
DISCHARGE BRUS
H:PRESSURE ROL
LER

6.07200060E
(x2)
RETAINING RING -
M6

4.04583010N
(x3)
HEXAGON HEAD T
APPING SCREW:3
X10

9.08046127
(x6)
HEXAGONAL BOLT
:DOUBLE SCREW:
M3X8

24.AW100171
(NA/TWN):THERMI
STOR:PRESSURE
ROLLER

3.04583008N
(x3)
HEXAGON HEAD T
APPING SCREW:3
X8

10.09543012N
(x2)
SCREW - M3X12

16.AA061182
TORSION SPRING:
STRIPPER PLATE:
REAR

1.03603006N
(x10)
SCREW - M3X6

19.AB012231
GEAR:DRIVE:Z20


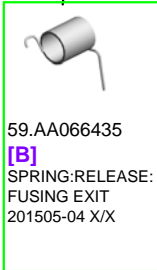
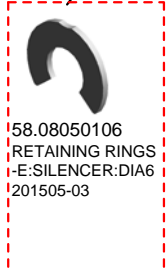
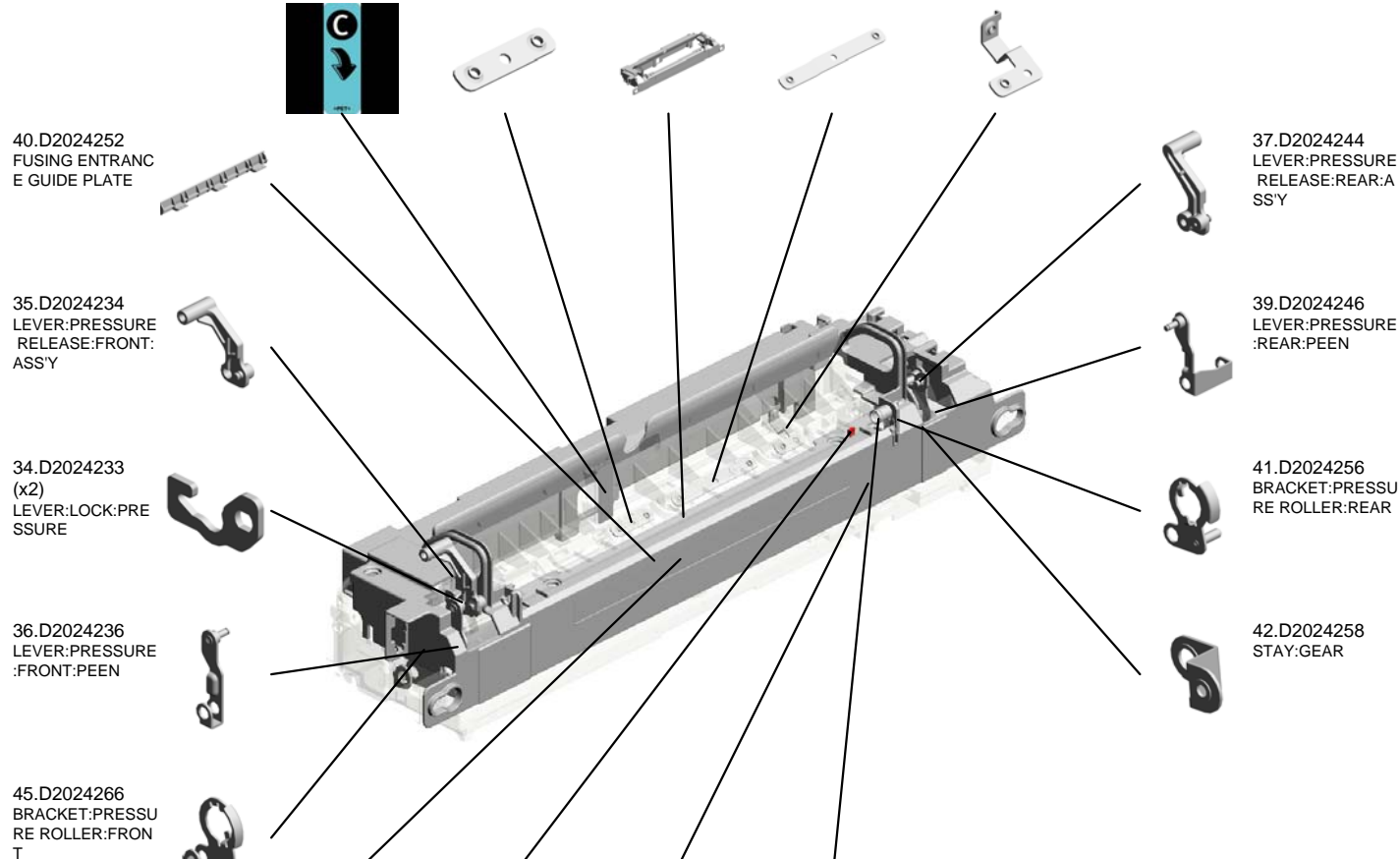
20.AB012232
GEAR:IDLER:Z19

29.D1444484
(x8)
SHOULDER SCRE
W - M3

U001 U002 U003 U004 U005 U006 U007 U008 U009 U010 U011 U012 U013 U014 U015

U010_S003 (TWN):FUSING UNIT:TWN:SERVICE

- 38.D2024245 DECAL:C:GUIDE PLATE:FUSING EXIT
- 51.D2024386 ELECTRODE PLATE:FRONT
- 43.D2024262 FUSING COVER:UPPER
- 48.D2024335 ELECTRODE PLATE:MIDDLE
- 49.D2024337 ELECTRODE PLATE:REAR




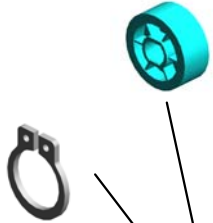
U001	U002	U003	U004	U005	U006	U007	U008	U009	U010	U011	U012	U013	U014	U015
------	------	------	------	------	------	------	------	------	------	------	------	------	------	------

U010_S003_S001
(TWN):SLEEVE:SERVICE

21.AB015035
GEAR:PRESSURE
ROLLER



7.07250100E
(x2)
RETAINING RING
C - M10



22.AE030092
(x2)
RADIAL BALL BEA
RING:DIA10XDIA22
X6



47.D2024313
PRESSURE ROLLE
R:DIA32

U001	U002	U003	U004	U005	U006	U007	U008	U009	U010	U011	U012	U013	U014	U015
------	------	------	------	------	------	------	------	------	------	------	------	------	------	------

U010_S004

(EU/AA/CHN):FUSING UNIT:EU:CDE:SERVICE

5.07200030E
(x4)
RETAINING RING -
M3

25.AW100173
NON-CONTACT TYP
PE THERMISTOR:
HOT ROLLER

27.AW110101
(x2)
THERMOSTAT:LO
WER

9.08046127
(x6)
HEXAGONAL BOLT
:DOUBLE SCREW:
M3X8

16.AA061182
TORSION SPRING:
STRIPPER PLATE:
REAR



54.D8694054
[A]
(EU/AA/CHN):FUSI
NG UNIT:EU:CDE:S
ERVICE
201412-03 X/O

15.AA061181
TORSION SPRING:
STRIPPER PLATE:
FRONT

22.AE030092
(x2)
RADIAL BALL BEA
RING:DIA10XDIA22
X6

1.03603006N
(x8)
SCREW - M3X6

18.AA120149
DISCHARGE BRUS
H:PRESSURE ROL
LER

6.07200060E
(x2)
RETAINING RING -
M6

14.AA061180
(x2)
COIL SPRING:PRE
SSURE

4.04583010N
(x3)
HEXAGON HEAD T
APPING SCREW:3
X10

26.AW100174
(EU/AA/CHN):THER
MISTOR:PRESSUR
E ROLLER:CDE

3.04583008N
(x3)
HEXAGON HEAD T
APPING SCREW:3
X8

10.09543012N
(x2)
SCREW - M3X12

7.07250100E
(x2)
RETAINING RING
C - M10

21.AB015035
GEAR:PRESSURE
ROLLER

19.AB012231
GEAR:DRIVE:Z20

20.AB012232
GEAR:IDLER:Z19

29.D1444484
(x8)
SHOULDER SCRE
W - M3

U010_S004
(EU/AA/CHN):FUSING UNIT:EU:CDE:SERVICE

38.D2024245
DECAL:C:GUIDE PLATE:FUSING EXIT

33.D2024224
STRIPPER PLATE:FUSING EXIT

51.D2024386
ELECTRODE PLATE:FRONT

32.D2024215
[C]
GUIDE PLATE:FUSING EXIT
201505-05 X/X

47.D2024313
PRESSURE ROLLER:DIA32



54.D8694054
[A]
(EU/AA/CHN):FUSING UNIT:EU:CDE:SERVICE
201412-03 X/O



35.D2024234
LEVER:PRESSURE RELEASE:FRONT:ASSY



31.D2024146
(x2)
PLAIN SHAFT BEARING: DIA4XDIA6X6



34.D2024233
(x2)
LEVER:LOCK:PRESSURE



36.D2024236
LEVER:PRESSURE RELEASE:FRONT:PEEN



45.D2024266
BRACKET:PRESSURE ROLLER:FRONT



40.D2024252
FUSING ENTRANCE GUIDE PLATE



44.D2024263
DECAL:H-TEMP WARNING:FUSING



43.D2024262
FUSING COVER:UPPER



48.D2024335
ELECTRODE PLATE:MIDDLE



49.D2024337
ELECTRODE PLATE:REAR



37.D2024244
LEVER:PRESSURE RELEASE:REAR:ASSY



39.D2024246
LEVER:PRESSURE RELEASE:REAR:PEEN



41.D2024256
BRACKET:PRESSURE ROLLER:REAR



42.D2024258
STAY:GEAR



46.D2024309
(x2)
FLAT NUT:THERMOSTOR:PRESSURE ROLLER


U010_S004
 (EU/AA/CHN):FUSING UNIT:EU:CDE:SERVICE

57.D8694034
 (EU/AA/CHN):SLEEVE:D197/D198/D199:SERVICE

58.08050106
 RETAINING RINGS
 -E:SILENCER:DIA6
 201505-03



54.D8694054
 [A]
 (EU/AA/CHN):FUSING UNIT:EU:CDE:SERVICE
 201412-03 X/O



59.AA066435
 [B]
 SPRING:RELEASE:FUSING EXIT
 201505-04 X/X



AA061215
 [B]
 SPRING:RELEASE:FUSING EXIT
 201505-04 X/X



D2024214
 [C]
 GUIDE PLATE:FUSING EXIT
 201505-05 X/X



D8694014
 [A]
 (EU/AA/CHN):FUSING UNIT:D197/D198/D199:SERVICE
 201412-03 X/O



U010_S005
(EU/AA/CHN):FUSING UNIT:EU:CDE:SERVICE

5.07200030E
(x4)
RETAINING RING -
M3

25.AW100173
NON-CONTACT TYP
PE THERMISTOR:
HOT ROLLER

27.AW110101
(x2)
THERMOSTAT:LOW
TEMPERATURE

9.08046127
(x6)
HEXAGONAL BOLT
:DOUBLE SCREW:
M3X8

16.AA061182
TORSION SPRING:
STRIPPER PLATE:
REAR



54.D8694054
[A]
(EU/AA/CHN):FUSI
NG UNIT:EU:CDE:S
ERVICE
201412-03 X/O

15.AA061181
TORSION SPRING:
STRIPPER PLATE:
FRONT

22.AE030092
(x2)
RADIAL BALL BEA
RING:DIA10XDIA22
X6

1.03603006N
(x8)
SCREW - M3X6

18.AA120149
DISCHARGE BRUS
H:PRESSURE ROL
LER

6.07200060E
(x2)
RETAINING RING -
M6

14.AA061180
(x2)
COIL SPRING:PRE
SSURE

4.04583010N
(x3)
HEXAGON HEAD T
APPING SCREW:3
X10

26.AW100174
(EU/AA/CHN):THER
MISTOR:PRESSUR
E ROLLER:CDE

3.04583008N
(x3)
HEXAGON HEAD T
APPING SCREW:3
X8

10.09543012N
(x2)
SCREW - M3X12

7.07250100E
(x2)
RETAINING RING
C - M10

21.AB015035
GEAR:PRESSURE
ROLLER

19.AB012231
GEAR:DRIVE:Z20

20.AB012232
GEAR:IDLER:Z19

29.D1444484
(x8)
SHOULDER SCRE
W - M3

U010_S005
(EU/AA/CHN):FUSING UNIT:EU:CDE:SERVICE

38.D2024245
DECAL:C:GUIDE P
LATE:FUSING EXIT

33.D2024224
STRIPPER PLATE:
FUSING EXIT

51.D2024386
ELECTRODE PLAT
E:FRONT

32.D2024215
[C]
GUIDE PLATE:FUSI
NG EXIT
201505-05 X/X

47.D2024313
PRESSURE ROLLE
R:DIA32



54.D8694054
[A]
(EU/AA/CHN):FUSI
NG UNIT:EU:CDE:S
ERVICE
201412-03 X/O

35.D2024234
LEVER:PRESSURE
RELEASE:FRONT:
ASS'Y



31.D2024146
(x2)
PLAIN SHAFT BEA
RING:DIA4XDIA6X6



34.D2024233
(x2)
LEVER:LOCK:PRE
SSURE



36.D2024236
LEVER:PRESSURE
:FRONT:PEEN



45.D2024266
BRACKET:PRESSU
RE ROLLER:FRON
T



37.D2024244
LEVER:PRESSURE
RELEASE:REAR:A
SS'Y



39.D2024246
LEVER:PRESSURE
:REAR:PEEN



41.D2024256
BRACKET:PRESSU
RE ROLLER:REAR



42.D2024258
STAY:GEAR



46.D2024309
(x2)
FLAT NUT:THERMI
STOR:PRESSURE
ROLLER



40.D2024252
FUSING ENTRANC
E GUIDE PLATE



44.D2024263
DECAL:H-TEMP W
ARNING:FUSING



43.D2024262
FUSING COVER:U
PPER



48.D2024335
ELECTRODE PLAT
E:MIDDLE



49.D2024337
ELECTRODE PLAT
E:REAR

U001	U002	U003	U004	U005	U006	U007	U008	U009	U010	U011	U012	U013	U014	U015
------	------	------	------	------	------	------	------	------	------	------	------	------	------	------

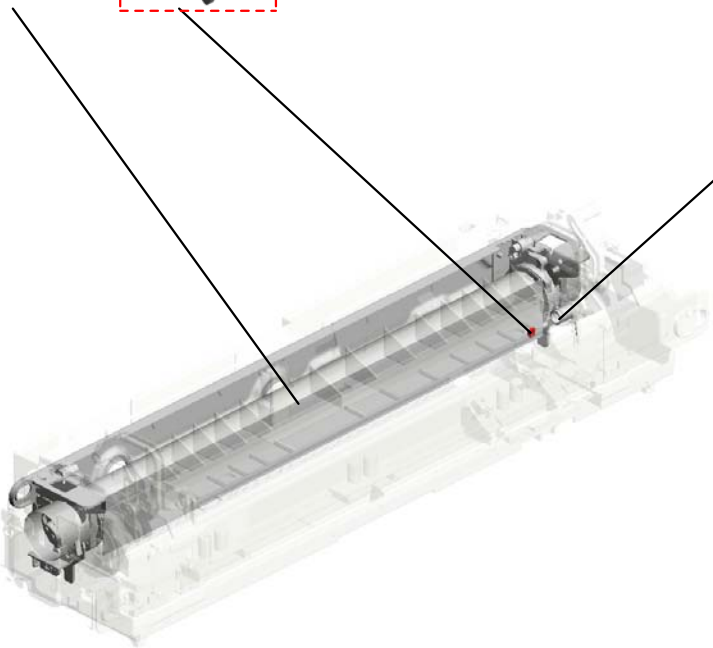
U010_S005
 (EU/AA/CHN):FUSING UNIT:EU:CDE:SERVICE

57.D8694034
 (EU/AA/CHN):SLEEVE:D197/D198/D199:SERVICE

58.08050106
 RETAINING RINGS
 -E:SILENCER:DIA6
 201505-03



54.D8694054
 [A]
 (EU/AA/CHN):FUSING UNIT:EU:CDE:SERVICE
 201412-03 X/O



59.AA066435
 [B]
 SPRING:RELEASE:FUSING EXIT
 201505-04 X/X

AA061215
 [B]
 SPRING:RELEASE:FUSING EXIT
 201505-04 X/X

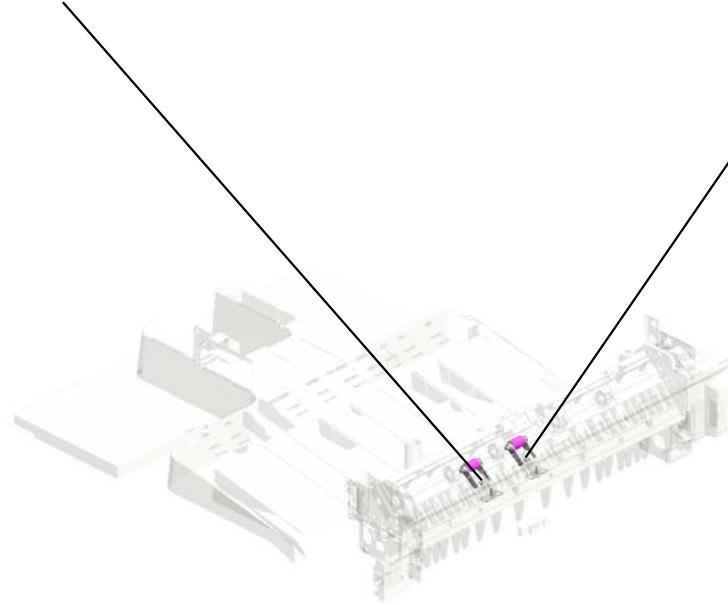
D2024214
 [C]
 GUIDE PLATE:FUSING EXIT
 201505-05 X/X

D8694014
 [A]
 (EU/AA/CHN):FUSING UNIT:D197/D198/D199:SERVICE
 201412-03 X/O

U001	U002	U003	U004	U005	U006	U007	U008	U009	U010	U011	U012	U013	U014	U015
------	------	------	------	------	------	------	------	------	------	------	------	------	------	------

U011.PAPER EXIT

U011_S001
D2024466
ROLLER:DRIVEN:EXIT:FRON
T MIDDLE:ASS'Y



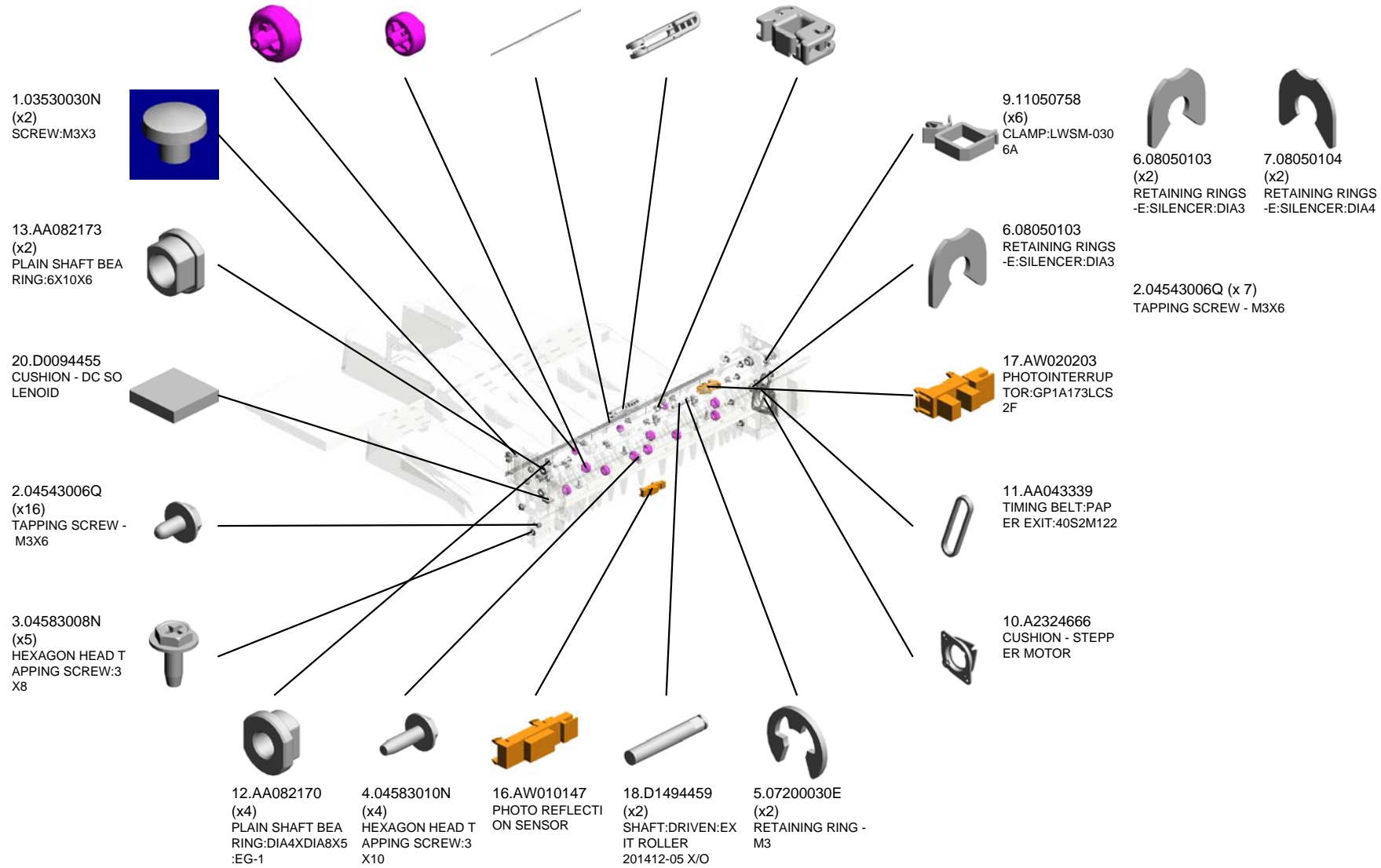
U011_S002
D2024467
ROLLER:DRIVEN:EXIT:REAR
MIDDLE:ASS'Y



U001	U002	U003	U004	U005	U006	U007	U008	U009	U010	U011	U012	U013	U014	U015
------	------	------	------	------	------	------	------	------	------	------	------	------	------	------

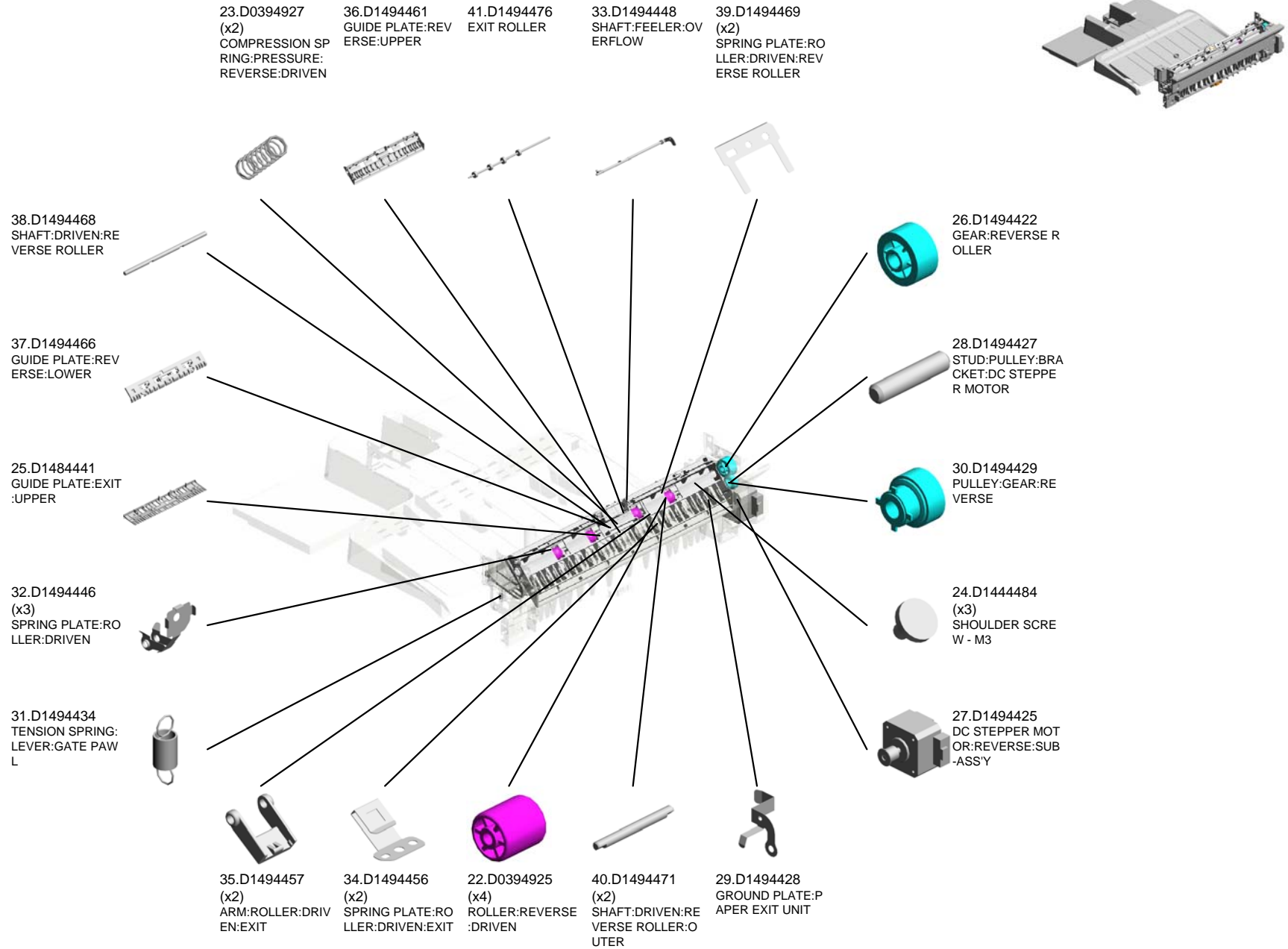
U011 PAPER EXIT

- 15.AF040575 (x3) DRIVEN ROLLER
- 14.AF040571 (x9) GUIDE ROLLER
- 21.D0394912 DISCHARGE BRUSH:REVERSE
- 19.D0094407 FEELER - OVERFLOW
- 8.11050692 (x2) CLAMP:LES-0503



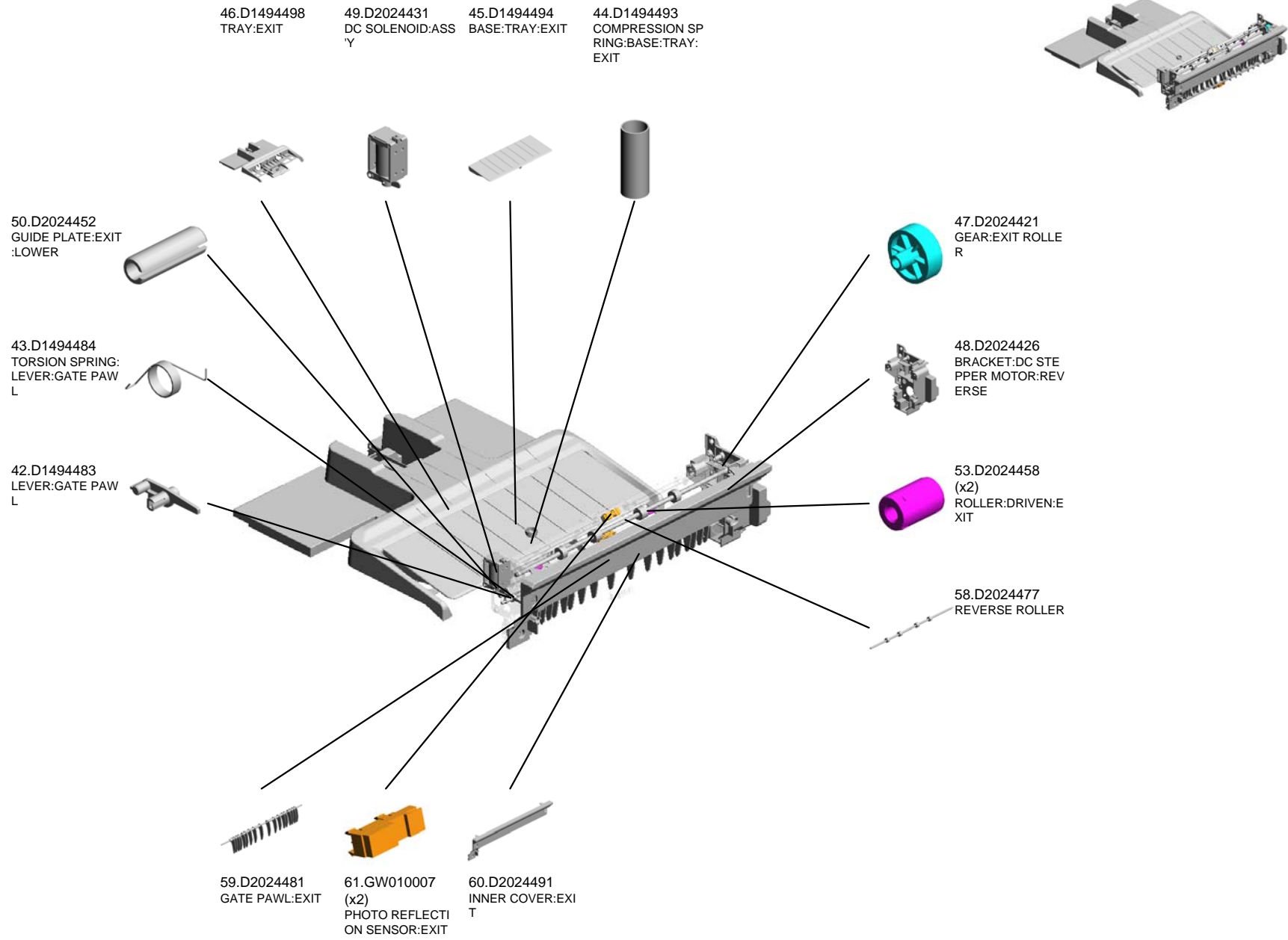
U001	U002	U003	U004	U005	U006	U007	U008	U009	U010	U011	U012	U013	U014	U015
------	------	------	------	------	------	------	------	------	------	------	------	------	------	------

U011 PAPER EXIT



U001	U002	U003	U004	U005	U006	U007	U008	U009	U010	U011	U012	U013	U014	U015
------	------	------	------	------	------	------	------	------	------	------	------	------	------	------

U011 PAPER EXIT



U001	U002	U003	U004	U005	U006	U007	U008	U009	U010	U011	U012	U013	U014	U015
------	------	------	------	------	------	------	------	------	------	------	------	------	------	------

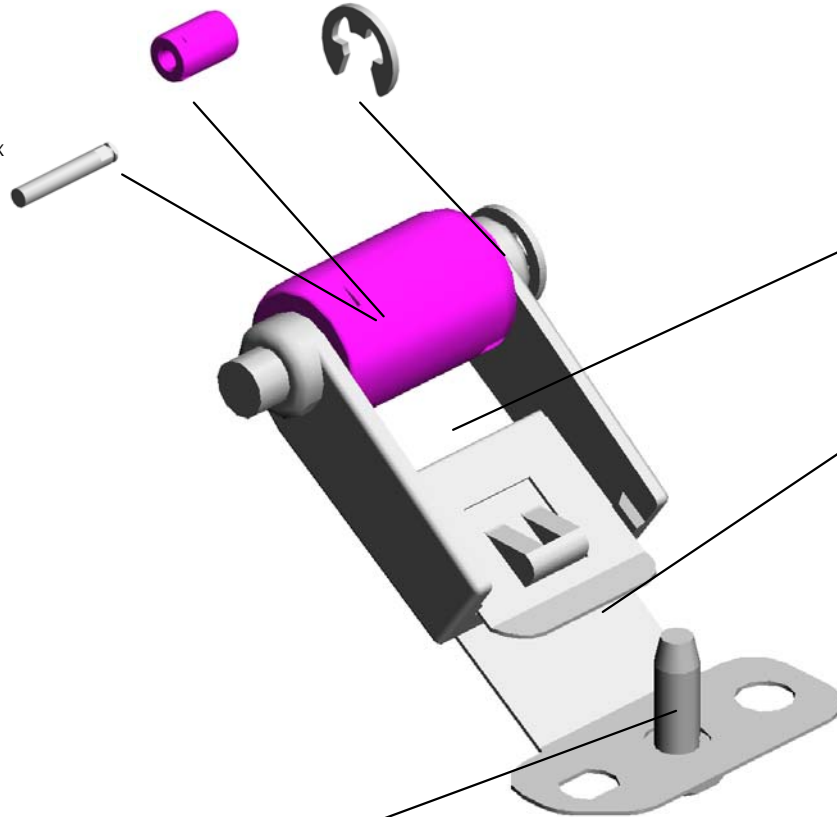
U011_S001
 ROLLER:DRIVEN:EXIT:FRONT MIDDLE:ASS'Y

54.D2024459 5.07200030E
 ROLLER:DRIVEN:EXIT:MIDDLE RETAINING RING - M3



51.D2024466
 [A]
 ROLLER:DRIVEN:EXIT:FRONT MIDDLE:ASS'Y
 201501-02 X/O

18.D1494459
 SHAFT:DRIVEN:EXIT ROLLER
 201412-05 X/O



55.D2024460
 ARM:ROLLER:DRIVEN:EXIT:FRONT MIDDLE

57.D2024462
 SPRING PLATE:ROLLER:DRIVEN:EXIT:MIDDLE

3.04583008N
 HEXAGON HEAD TAPPING SCREW:3 X8



D2024456
 [A]
 ROLLER:DRIVEN:EXIT:FRONT MIDDLE:ASS'Y
 201501-02 X/O

U001	U002	U003	U004	U005	U006	U007	U008	U009	U010	U011	U012	U013	U014	U015
------	------	------	------	------	------	------	------	------	------	------	------	------	------	------

U011_S002

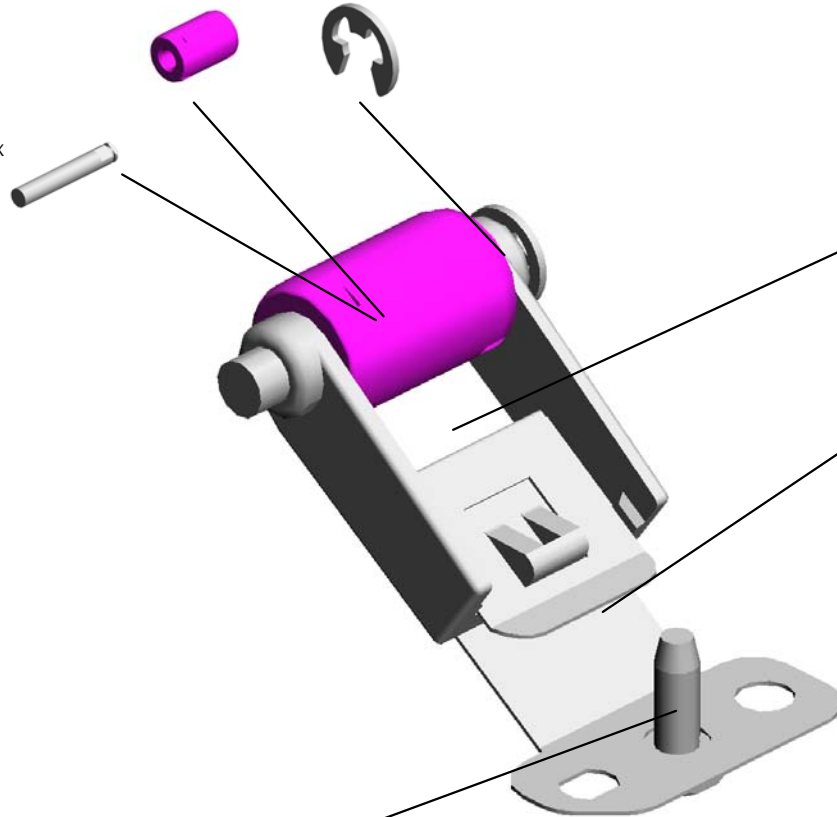
ROLLER:DRIVEN:EXIT:REAR MIDDLE:ASS'Y

54.D2024459 ROLLER:DRIVEN:EXIT:MIDDLE
5.07200030E RETAINING RING - M3



52.D2024467
[A]
ROLLER:DRIVEN:EXIT:REAR MIDDLE:ASS'Y
201501-01 X/O

18.D1494459 SHAFT:DRIVEN:EXIT ROLLER
201412-05 X/O



56.D2024461 ARM:ROLLER:DRIVEN:EXIT:REAR MIDDLE

57.D2024462 SPRING PLATE:ROLLER:DRIVEN:EXIT:MIDDLE

3.04583008N HEXAGON HEAD TAPPING SCREW:3 X8

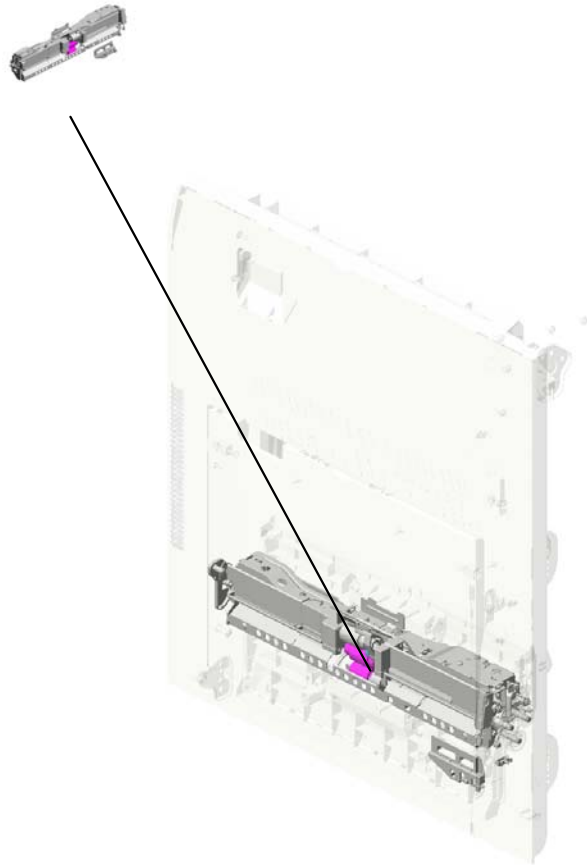


D2024457
[A]
ROLLER:DRIVEN:EXIT:REAR MIDDLE:ASS'Y
201501-01 X/O

U001	U002	U003	U004	U005	U006	U007	U008	U009	U010	U011	U012	U013	U014	U015
------	------	------	------	------	------	------	------	------	------	------	------	------	------	------

U012.DUPLEX

U012_S001
D2022955
MANUAL FEED UNIT:ASS'Y



U001	U002	U003	U004	U005	U006	U007	U008	U009	U010	U011	U012	U013	U014	U015
------	------	------	------	------	------	------	------	------	------	------	------	------	------	------


U012_S001.MANUAL FEED UNIT:ASS'Y

U012_S001_S001
D1494770
SHAFT:SEPARATOR:DRIVEN
:ASS'Y



U001	U002	U003	U004	U005	U006	U007	U008	U009	U010	U011	U012	U013	U014	U015
------	------	------	------	------	------	------	------	------	------	------	------	------	------	------

U012 DUPLEX



- 10.08050103 (x4) RETAINING RINGS -E:SILENCER:DIA3
- 20.AA082170 (x2) PLAIN SHAFT BEARING RING:DIA4XDIA8X5:EG-1
- 18.AA043980 TIMING BELT:30S2 M300
- 9.07200060E RETAINING RING - M6
- 5.04583010N (x40) HEXAGON HEAD TAPPING SCREW:3 X10

7.07200030E (x4) RETAINING RING - M3

16.52152621 SNAP RING - M6

2.04543006Q (x9) TAPPING SCREW - M3X6

3.04543008Q (x4) TAPPING SCREW: 3X8

6.04593008N (x6) BINDING HEAD TAPPING SCREW:3X8

1.03530030N SCREW:M3X3

25.AA083018 ROLLER CLUTCH - 6X14X10

24.AA083014 ONE-WAY CLUTCH

12.11050692 (x3) CLAMP:LES-0503

13.11050724 CLAMPS:WES-1210


14.11050758 (x5) CLAMP:LWSM-0306A

28.AA143807 SCREW:A

17.54472681 (x2) SNAP RING

22.AA082173 (x9) PLAIN SHAFT BEARING RING:6X10X6

11.08050104 (x11) RETAINING RINGS -E:SILENCER:DIA4



U012 DUPLEX


47.D0094485
(x2)
BUSHING - GATE

48.D0094487
(x2)
COMPRESSION SP
RING - GATE

36.AW020198
PHOTOINTERRUP
TOR:LG2A14NL1

46.D0094455
(x2)
CUSHION - DC SO
LENOID

38.AW500040
(x2)
PUSH SWITCH:SW
1AG-550:10MA



51.D0394597
(x4)
TENSION SPRING:
DRIVEN ROLLER



50.D0394529
STOPPER:GUIDE P
LATE:ROLLER:DRI
VEN



43.B2234552
(x4)
BUSHING:DIA4



53.D1444489
(x4)
STOPPER:DRIVEN
ROLLER



69.D1492683
ARM:MANUAL FEE
D:FRONT LOWER



39.AW500042
ROTARY SWITCH:
PAPER SIZE SENS
OR: CW



32.AF013016
BOTTOM PLATE P
AD



44.D0092573
(x6)
PULLEY - VERTICA
L TRANSPORT



49.D0292677
(x6)
TRANSPORT BELT
:DRIVEN:VERTICA
L TRANSPORT



41.AX060464
DC MOTOR:ENCO
DER:NO:10W:GEA
R:BRUSHLESS



40.AX050349
DC MOTOR:ENCO
DER:NO:7W:GEAR:
BRUSHLESS



37.AW020203
PHOTOINTERRUP
TOR:GP1A173LCS
2F



42.B2231099
(x2)
FLAT SCREW



68.D1492678
(x2)
SHAFT:FLAT CONV
EYER BELT:DRIVE
N




45.D0092574
(x6)
PULLEY - IDLER



U012 DUPLEX

83.D1494658 COIL SPRING:LEVER:DUPLEX
 81.D1494655 GRIP:DUPLEX UNIT
 77.D1494642 TRANSPORT ROLLER:DUPLEX:1
 74.D1492693 (x2) STOPPER:MANUAL FEED TABLE
 82.D1494657 HOOK:STOPPER:DUPLEX UNIT:REAR



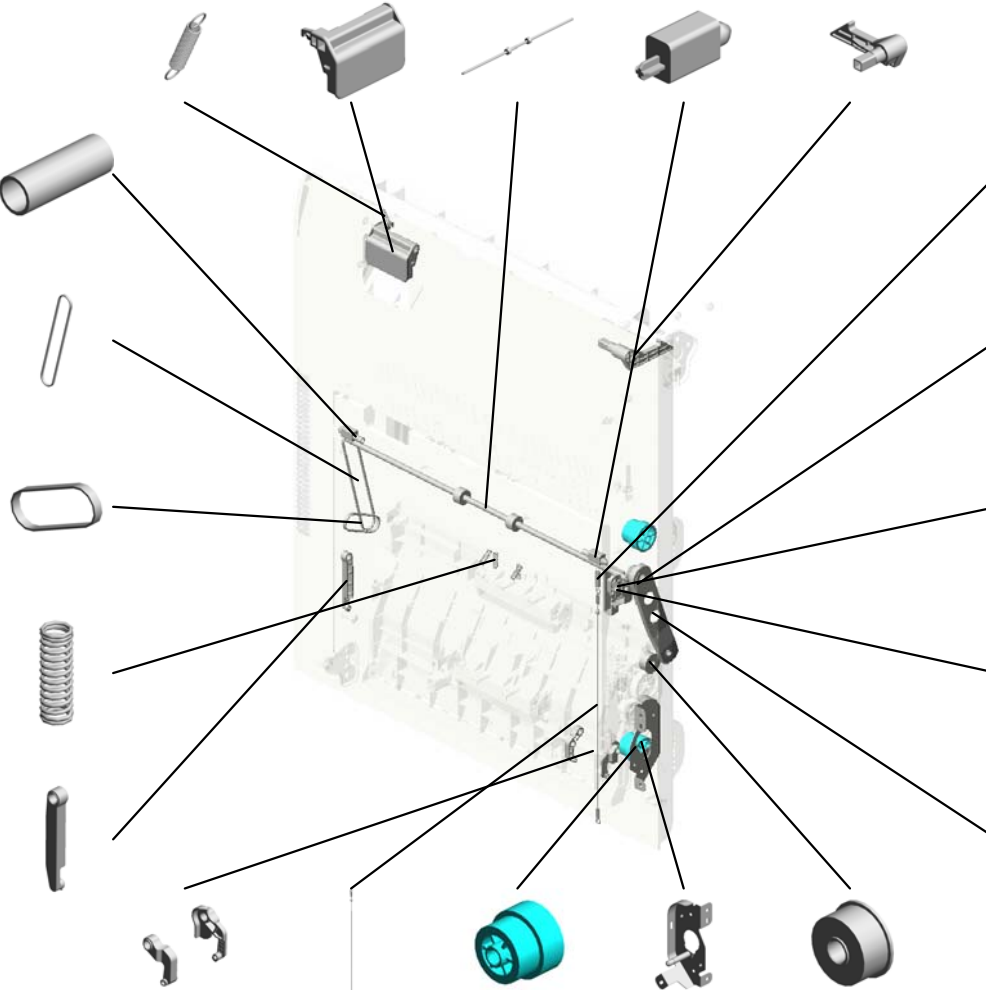
75.D1492694 (x2) COMPRESSION SPRING:STOPPER:MANUAL FEED TABLE

80.D1494646 SYNCHRONOUS BELT:30S2M262

79.D1494645 SYNCHRONOUS BELT:30S2M118

84.D1494672 (x4) COMPRESSION SPRING:DRIVEN

73.D1492692 ARM:MANUAL FEED:FRONT UPPER



72.D1492688 TENSION SPRING:WIRE

89.D1494690 TORSION SPRING:LINK

76.D1494638 GUIDE:WIRE

85.D1494675 COVER:PUSH SWITCH

88.D1494688 LINK:DUPLEX:MAIN

70.D1492684 ARM:MANUAL FEED:REAR LOWER


71.D1492686 WIRE:MANUAL FEED TABLE:TC075

87.D1494684 (x2) GEAR:OUTPUT

86.D1484681 BRACKET:MOTOR:PEEN 201504-01 O/O

78.D1494644 GEAR:MECHANICAL ROLLER CLUTCH

U012 DUPLEX



96.D1494715
DECAL:GRIP:Z

98.D1494718
TORSION SPRING:
SIDE FENCE:FRON
T

97.D1494717
PLATE:SIDE FENC
E:FRONT

105.D1494762
DRIVEN ROLLER:D
IA18

104.D1494761
(x2)
DRIVEN ROLLER:D
IA16

106.D1494765
(x2)
PULLEY:T26

107.D1494766
PULLEY:T26/T26

90.D1494695
LINK:FRONT

101.D1494731
(x2)
COMPRESSION SP
RING:RACK:MANU
AL FEED

103.D1494755
BRACKET:HINGE:D
UPLEX:FRONT

109.D1494777
(x4)
COMPRESSION SP
RING:FLAT CONVE
YER BELT:DRIVEN

110.D1494779
TRANSPORT ROLL
ER:EXIT:DIA8

95.D1494711
DECAL:SIDE FENC
E:MANUAL FEED

91.D1494707
GEAR:FEED:MANU
AL FEED:DRIVE

92.D1494708
GEAR:SEPARATO
R:MANUAL FEED:D
RIVE




102.D1494737
(x4)
PLAIN SHAFT BEA
RING:DUPLEX:EXI
T

99.D1494720
PLATE:SIDE FENC
E:REAR

100.D1494721
TORSION SPRING:
SIDE FENCE:REAR

94.D1494710
GEAR:IDLER


93.D1494709
GEAR:TRANSPOR
T ROLLER:MANUA
L FEED



U001	U002	U003	U004	U005	U006	U007	U008	U009	U010	U011	U012	U013	U014	U015
------	------	------	------	------	------	------	------	------	------	------	------	------	------	------

U012 DUPLEX

129.D2022640 EXTENSION TRAY: NO.1
 130.D2022641 EXTENSION TRAY: NO.2
 137.D2022676 DECAL:SCALE:MANUAL FEED:MIDDLE
 113.D1754654 SHAFT:LEVER:LOCK
 127.D2022638 FEELER:PAPER SIZE SENSOR:MANUAL FEED



136.D2022675 DECAL:SCALE:MANUAL FEED:FRONT:EXP



123.D2022629 MANUAL FEED TABLE




128.D2022639 COVER:MANUAL FEED TABLE



124.D2022631 SIDE FENCE:FRONT



135.D2022658 (x2) SHEET:RACK:MANUAL FEED



112.D1502666 GEAR:SIDE FENCE:MANUAL FEED TABLE



141.D2022693 GUIDE PLATE:VERTICAL TRANSPORT:NO.2:DRIVEN



126.D2022634 (x2) RACK:MANUAL FEED



125.D2022633 SIDE FENCE:REAR



132.D2022646 ARM:MANUAL FEED:REAR UPPER



139.D2022679 DECAL:PAPER SELECTION DIRECTION:MANUAL FEED:EXP



138.D2022677 DECAL:SCALE:MANUAL FEED:REAR



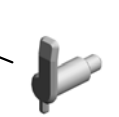
140.D2022691 GUIDE PLATE:VERTICAL TRANSPORT:NO.1:DRIVEN



142.D2022694 (x2) SHAFT:FLAT CONVEYER BELT:PULLEY




131.D2022642 PULLEY:WIRE:MANUAL FEED TABLE



U012 DUPLEX

151.D2024661 HOOK:STOPPER:D
UPLEX UNIT:FRON
T
155.D2024671 GUIDE PLATE:DUP
LEX:ENTRANCE
163.D2024690 GUIDE PLATE:UPP
ER
156.D2024673 FEELER:DUPLEX:E
NTRANCE SENSO
R
150.D2024652 (x2)
TRANSPORT ROLL
ER:ENTRANCE



146.D2024634 ARM:PRESSURE R
RELEASE:FRONT




147.D2024635 ARM:PRESSURE R
RELEASE:REAR



157.D2024674 TORSION SPRING:
DUPLEX:ENTRANC
E SENSOR



149.D2024651 (x2)
GEAR:PULLEY



158.D2024677 GUIDE PLATE:DRI
VEN



160.D2024680 BRACKET:DRIVEN
ROLLER:PRESSUR
E



145.D2024630 COVER:DUPLEX



162.D2024683 COVER:GUIDE PLA
TE:DRIVEN



154.D2024669 GUIDE:REGISTRAT
ION:ENTRANCE:FR
ONT



153.D2024668 GUIDE:REGISTRAT
ION:ENTRANCE:R
EAR



148.D2024647 TRANSPORT ROLL
ER:DUPLEX:2



159.D2024679 DRIVEN ROLLER:D
IA16:DUPLEX



152.D2024667 GUIDE PLATE:DUP
LEX:EXIT



161.D2024682 DRIVEN ROLLER:D
IA16



143.D2022697 (x2)
HOLDER:DRIVEN:B
ELT




U012 DUPLEX

173.D2024732
ARM:PUSH SWITC
H

165.D2024692
(x2)
SHAFT:PRESSURE
:GUIDE PLATE:UP
PER

164.D2024691
(x2)
COMPRESSION SP
RING:SHAFT:GUID
E PLATE:UPPER

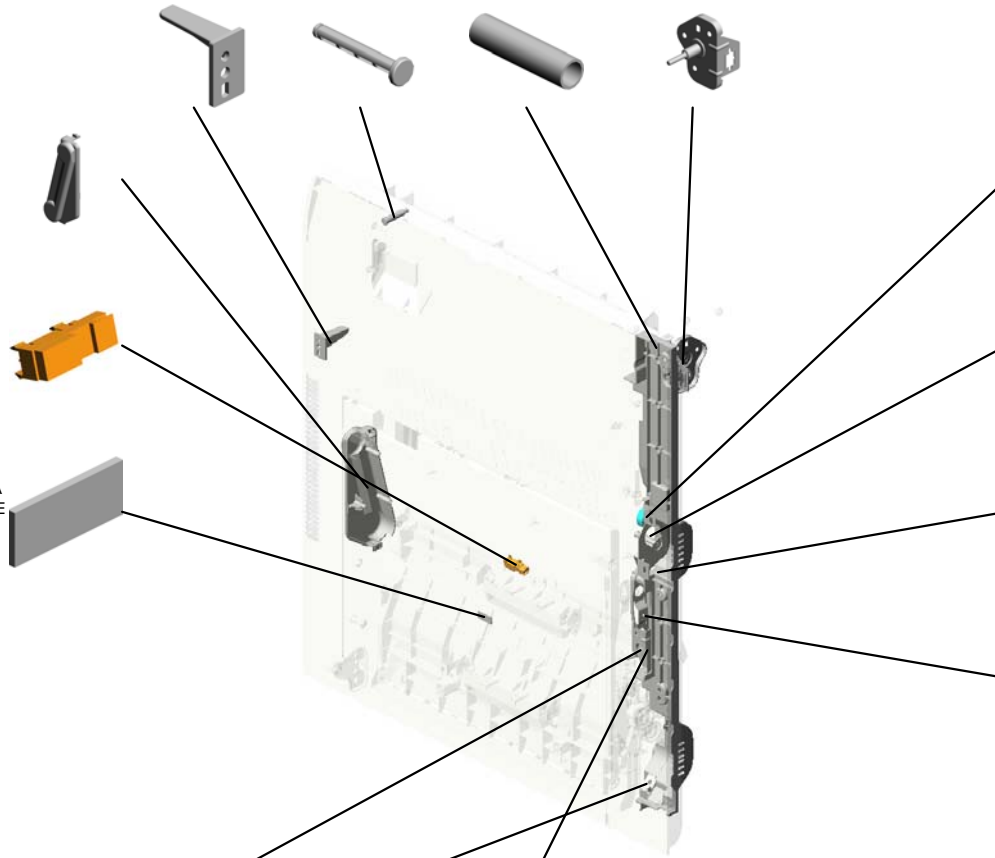
174.D2024741
BRACKET:STUD:L
EVER



172.D2024731
INNER COVER:FR
ONT:DUPLEX

176.GW010007
PHOTO REFLECTI
ON SENSOR.EXIT

177.M0662743
FRICTION PAD:MA
NUAL FEED TABLE
:18X7.5



167.D2024708
GEAR:IDLER

166.D2024706
BRACKET:MOTOR:
DUPLEX:ENTRANC
E

171.D2024730
INNER COVER:RE
AR:DUPLEX

169.D2024722
LINK:DUPLEX

170.D2024726
TORSION SPRING:
LINK:CONTACT PO
INT

179.D1494787
GUIDE:HARNES
S:MANUAL FEED:CO
NNECTING
201505-02

168.D2024721
BRACKET:LINK:DU
PLEX

U001	U002	U003	U004	U005	U006	U007	U008	U009	U010	U011	U012	U013	U014	U015
------	------	------	------	------	------	------	------	------	------	------	------	------	------	------

U012_S001 MANUAL FEED UNIT:ASS'Y

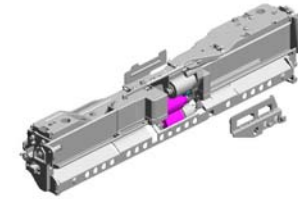
33.AF030049
PICK-UP ROLLER

2.04543006Q
TAPPING SCREW -
M3X6

31.AB011252
GEAR - 20Z

20.AA082170
PLAIN SHAFT BEA
RING:DIA4XDIA8X5
:EG-1

21.AA082171
PLAIN SHAFT BEA
RING:6X10X6



144.D2022955
MANUAL FEED UNI
T:ASS'Y

27.AA143579
(x2)
SCREW - M3



10.08050103
(x6)
RETAINING RINGS
-E:SILENCER:DIA3




26.AA100014
(x2)
RETAINING RING
C - SEPARATE



23.AA082187
BUSHING:DIA6XDI
A10X9:EG-1



19.AA063499
PRESSURE SPRIN
G



30.AB010157
GEAR:SEPARATE:
DRIVEN



29.AB010156
GEAR:SEPARATE:
DRIVE



22.AA082173
PLAIN SHAFT BEA
RING:6X10X6



14.11050758
(x5)
CLAMP:LWSM-030
6A



15.11050760
CLAMP:LWSM-051
1A




4.04583008N
(x2)
HEXAGON HEAD T
APPING SCREW:3
X8



14.11050758
(x2)
CLAMP:LWSM-030
6A

1.03530030N
(x2)
SCREW:M3X3



3.04543008Q
(x5)
TAPPING SCREW:
3X8



5.04583010N
(x4)
HEXAGON HEAD T
APPING SCREW:3
X10

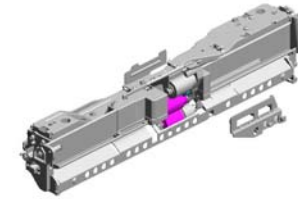


11.08050104
(x6)
RETAINING RINGS
-E:SILENCER:DIA4



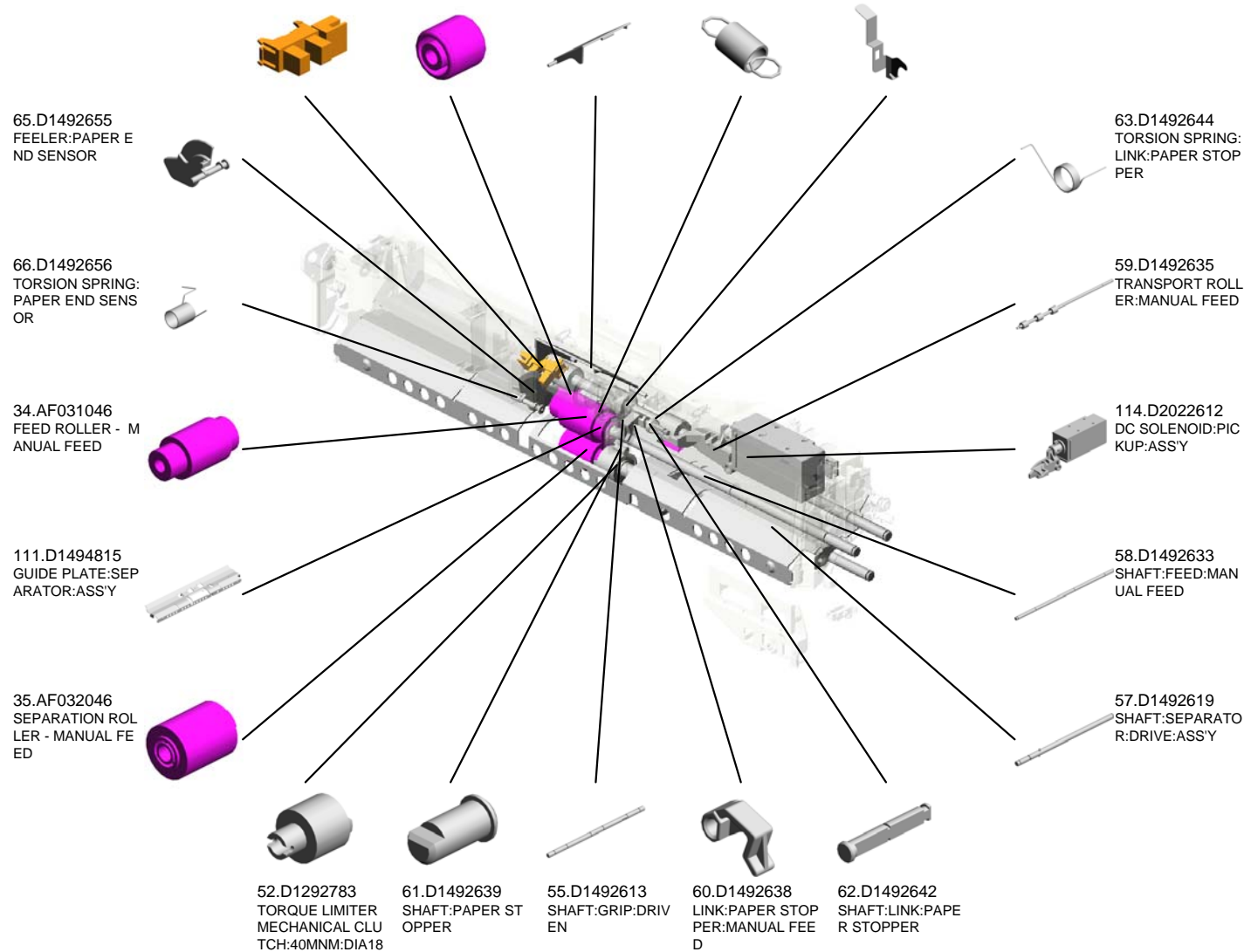
U001	U002	U003	U004	U005	U006	U007	U008	U009	U010	U011	U012	U013	U014	U015
------	------	------	------	------	------	------	------	------	------	------	------	------	------	------

U012_S001 MANUAL FEED UNIT:ASS'Y



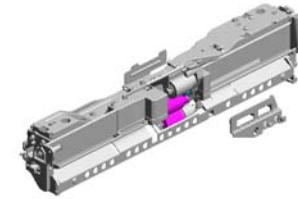
144.D2022955
MANUAL FEED UNIT:ASS'Y

- 37.AW020203 PHOTOINTERRUPTOR:GP1A173LCS2F
- 54.D1492612 (x3) ROLLER:GRIP:DRIVEN
- 67.D1492658 COVER:PAPER FEED ROLLER
- 56.D1492614 (x2) TENSION SPRING:GRIP:PRESSURE
- 64.D1492652 GROUND PLATE:SHAFT:FEED



U001	U002	U003	U004	U005	U006	U007	U008	U009	U010	U011	U012	U013	U014	U015
------	------	------	------	------	------	------	------	------	------	------	------	------	------	------

U012_S001
MANUAL FEED UNIT:ASS'Y



144.D2022955
MANUAL FEED UNIT:ASS'Y

118.D2022618
SHEET:PICKUP

116.D2022616
COVER:PAPER STOPPER:MANUAL FEED

115.D2022614
COIL SPRING:RELEASE:PICKUP:MANUAL FEED

122.D2022624
COVER:PAPER END

117.D2022617
ARM:PICKUP:MANUAL FEED

175.D2024800
PAPER STOPPER:MANUAL FEED

134.D2022654
(x2)
CUSHION:GUIDE PLATE:SEPARATOR

121.D2022621
COVER:DAMPER

178.M0662749
OIL DAMPER:STRAIGHT:30N

133.D2022653
ARM:LINK:PAPER STOPPER


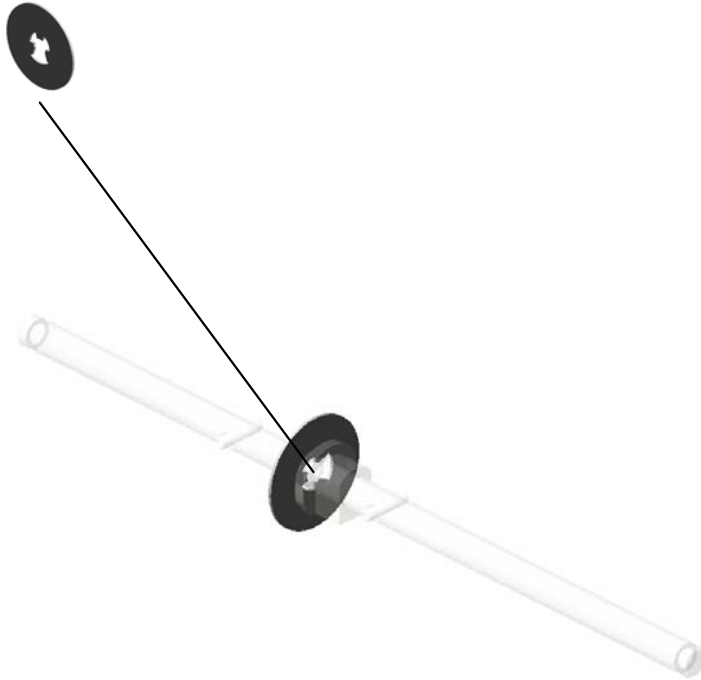
119.D2022619
TORSION SPRING:PICKUP

120.D2022620
SHOE:TORSION SPRING:PICKUP

U001	U002	U003	U004	U005	U006	U007	U008	U009	U010	U011	U012	U013	U014	U015
------	------	------	------	------	------	------	------	------	------	------	------	------	------	------

U012_S001_S001
SHAFT:SEPARATOR:DRIVEN:ASS'Y

8.07200040E
RETAINING RING -
M4




108.D1494770
SHAFT:SEPARATO
R:DRIVEN:ASS'Y

U001	U002	U003	U004	U005	U006	U007	U008	U009	U010	U011	U012	U013	U014	U015
------	------	------	------	------	------	------	------	------	------	------	------	------	------	------

U013.MAIN DRIVE

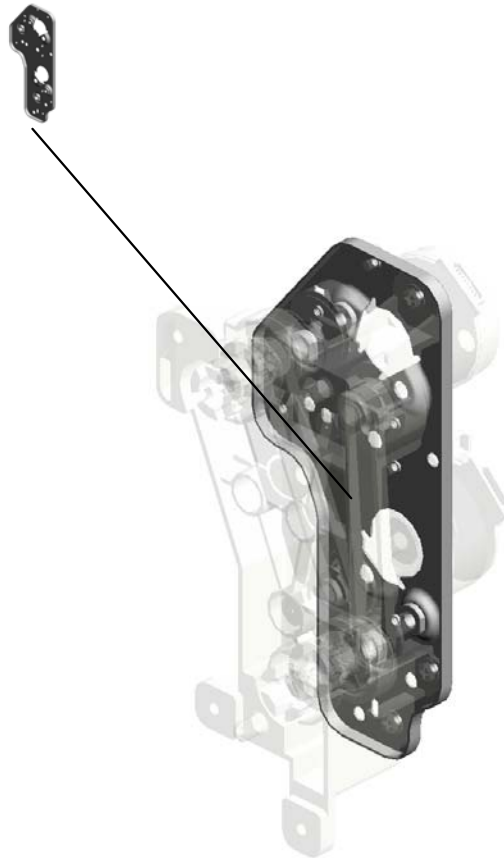
U013_S001
D1991151
DRIVE UNIT:PAPER FEED:C
DE:ASSY



U001	U002	U003	U004	U005	U006	U007	U008	U009	U010	U011	U012	U013	U014	U015
------	------	------	------	------	------	------	------	------	------	------	------	------	------	------

U013_S001.DRIVE UNIT:PAPER FEED:CDE:ASS'Y

U013_S001_S001
D2021152
BRACKET:DRIVE UNIT:PAPE
R FEED:ASS'Y



U001	U002	U003	U004	U005	U006	U007	U008	U009	U010	U011	U012	U013	U014	U015
------	------	------	------	------	------	------	------	------	------	------	------	------	------	------

U013 MAIN DRIVE

33.D1991175 GEAR:PULLEY:EXI
T:NO.2

32.D1991173 SYNCHRONOUS B
ELT:B40S2M266

4.04583008N (x14)
HEXAGON HEAD T
APPING SCREW:3
X8

31.D1991171 GEAR:PULLEY:EXI
T:NO.1

19.AX060469 DC BRUSHLESS M
OTOR:13.7W:FUSI
NG/PAPER EXIT U
NIT



30.D1991163 BRACKET:FUSING/
PAPER EXIT UNIT:
ASS'Y



20.AX060473 DC BRUSHLESS M
OTOR:DRUM:USE
D TONER:15.1W



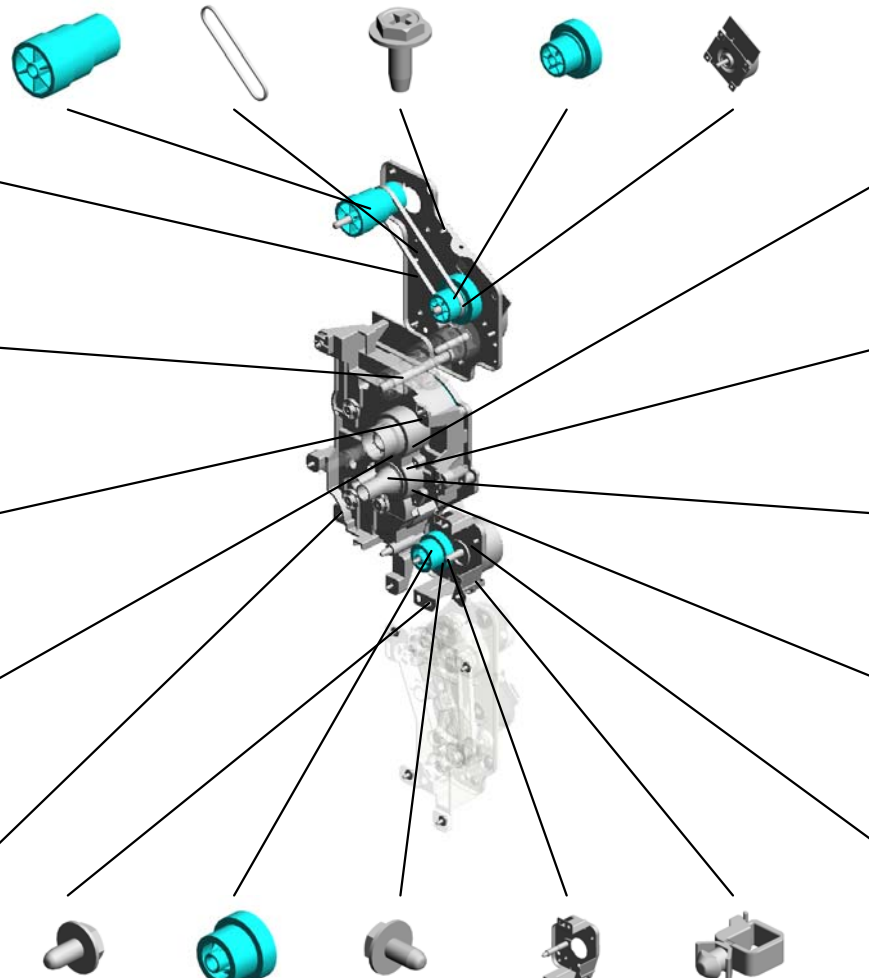
16.AB010170 GEAR:DRUM



34.D2021108 HOUSING:ASS'Y



3.04543008Q (x6)
TAPPING SCREW:
3X8



2.04543006Q (x7)
TAPPING SCREW -
M3X6

27.D1491355 GEAR:REGISTRATI
ON:NO.1

1.03603006N (x20)
SCREW - M3X6

26.D1491352 BRACKET:DRIVE U
NIT:REGISTRATIO
N:ASS'Y

8.11050759 CLAMP:LWSM-060
5A

35.D2021115 BRACKET:DRIVE U
NIT:ASS'Y



9.11050760 CLAMP:LWSM-051
1A

36.D2021118 STAY:MIDDLE:ASS'
Y



37.D2021122 JOINT:DEVELOPM
ENT



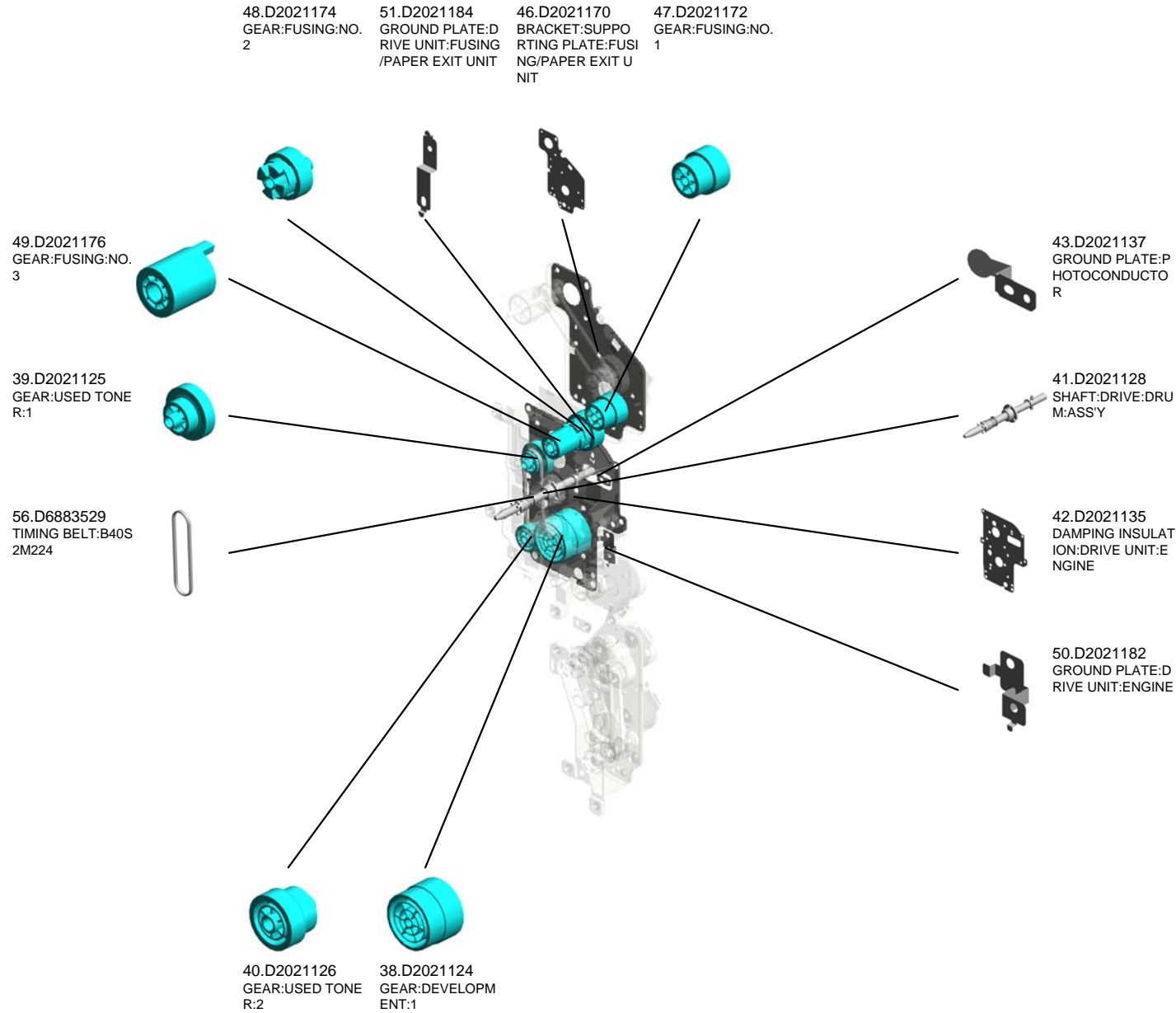
21.AX060474 DC BRUSHLESS M
OTOR:DEVELOPM
ENT:18.2W



17.AX050349 DC MOTOR:ENCO
DER:NO:7W:GEAR:
BRUSHLESS

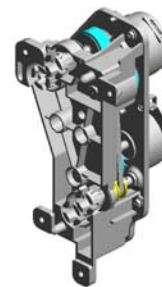


U013 MAIN DRIVE



U001	U002	U003	U004	U005	U006	U007	U008	U009	U010	U011	U012	U013	U014	U015
------	------	------	------	------	------	------	------	------	------	------	------	-------------	------	------

U013_S001
DRIVE UNIT:PAPER FEED:CDE:ASS'Y



29.D1991151
DRIVE UNIT:PAPE
R FEED:CDE:ASS'Y

53.D2021193 (x2)
STUD:PAPER FEE
D:GRIP:ASS'Y

52.D2021191
GEAR:GRIP:NO.1

5.06320100G
(x2)
PIN - 2X10MM

25.D1491197
GEAR:IDLER:PAPE
R FEED:GRIP:NO.1

17.AX050349
DC MOTOR:ENCO
DER:NO:7W:GEAR:
BRUSHLESS

7.08050104
(x2)
RETAINING RINGS
-E:SILENCER:DIA4



22.D1491194
PULLEY:PAPER FE
ED:FEED:NO.1:ME
CHANICAL ROLLE
R CLUTCH



28.D1491392
FLANGE:PAPER F
EED:FEED



12.AA043623
TIMING BELT - B40
S2M180



55.D2021196
HOUSING:DRIVE U
NIT:PAPER FEED:A
SS'Y



44.D2021143
(x4)
JOINT:DRIVE



13.AA080346
(x4)
BUSHING:FLANGE
TYPE:DIA6



24.D1491196
GEAR:PAPER FEE
D:FEED:NO.2:MEC
HANICAL ROLLER
CLUTCH



54.D2021195
PULLEY:GRIP:NO.2



1.03603006N
(x8)
SCREW - M3X6



10.11050761
(x2)
CLAMP:LWS-0511A



11.AA043000
SYNCHRONOUS B
ELT:40S3M192



18.AX060464
DC MOTOR:ENCO
DER:NO:10W:GEA
R:BRUSHLESS



23.D1491195
GEAR:IDLER:PAPE
R FEED:FEED



6.07200040E
(x9)
RETAINING RING -
M4



U001 U002 U003 U004 U005 U006 U007 U008 U009 U010 U011 U012 U013 U014 U015

U013_S001_S001
BRACKET:DRIVE UNIT:PAPER FEED:ASS'Y

15.AA082173
(x2)
PLAIN SHAFT BEA
RING:6X10X6



14.AA082170
(x2)
PLAIN SHAFT BEA
RING:DIA4XDIA8X5
:EG-1



45.D2021152
BRACKET:DRIVE U
NIT:PAPER FEED:A
SS'Y

U001	U002	U003	U004	U005	U006	U007	U008	U009	U010	U011	U012	U013	U014	U015
------	------	------	------	------	------	------	------	------	------	------	------	------	------	------

U014 ELECTRICAL



- 26.AZ230282 (x2) (NA/TWN):POWER SUPPLY UNIT:166 W
- 8.11029782 CONNECTOR:5140 5-1819
- 14.11050759 CLAMP:LWSM-060 5A
- 6.11028502 CONNECTOR - 546 79-1615
- 4.04543008N (x4) TAPPING SCREW: ROUND POINT:3X8

21.12042612 (x2) MICRO SWITCH:D3 V-16506-3C25

13.11050758 (x2) CLAMP:LWSM-030 6A

9.11050687 (x2) CLAMP:FC-30

18.11050763 (x12) CLAMP:LWS-1211A

3.04543006Q (x20) TAPPING SCREW - M3X6

20.11050792 SPACER:PCB-4S-V 0

1.03603006N (x41) SCREW - M3X6

19.11050764 (x8) CLAMP:LWS-1316A

7.11028534 CONNECTOR - QR/ P17-14S-B

22.14077667 EEPROM:BR24T12 8-W

24.AA143848 (x4) STEPPED SCREW - M3

25.AA161125 (x4) RUBBER CUSHION

15.11050760 (x4) CLAMP:LWSM-051 1A

10.11050692 CLAMP:LES-0503

23.AA143592 SCREW- M4X6

11.11050725 CLAMPS:WES-111 7

12.11050726 (x2) CLAMPS:WES-221 7

13.11050758 (x29) CLAMP:LWSM-030 6A

14.11050759 (x41) CLAMP:LWSM-060 5A

15.11050760 (x19) CLAMP:LWSM-051 1A

16.11050761 CLAMP:LWS-0511A

17.11050762 (x2) CLAMP:LWS-0711A

18.11050763 (x12) CLAMP:LWS-1211A

U014 ELECTRICAL



37.D1979590
NV-RAM

35.D1975673
(MP 2554SP_2554Z
SP);PCB:CTL_JL2:
CRN-C1C:EXP
201503-01 X/O

36.D1975666
(D197/D249_SP_S
mart Operation Pan
el Model);PCB:CTL_
JL2

38.D1985662
(D198/D250_Basic
Model);PCB:CTL_JL
2

30.D0895824
COVER:SD-CARD:
D086/D087

34.D1495686
(x3)
[A]
(CHN)(D249/D250/
D251-EU-AA);PCB:
DCSW
201505-06 O/O

34.D1775686
(x4)
(-NA-TWN)(D197/D
198/D199-EU-AA);P
CB:DCSW

27.AZ230284
(x2)
(EU/AA):POWER S
UPPLY UNIT:166W

28.AZ230286
(CHN):POWER SU
PPLY UNIT:CO-C1
E

42.D1995640
PCB:IMAGE PROC
ESSING UNIT

29.AZ320207
POWER PACK:CBT
D:L

33.D1495824
COVER:CONNECT
OR:HEATER:0.4MM

43.D1995662
(D199/D251_Basic
Model) PCB:CTL_JL
2

44.D1995663
(D199/D251_SP Mo
del) PCB:CTL_JL2

45.D1995665
(D199/D251_Basic_
Smart Operation Pa
nel Model) PCB:CTL
_JL2

31.D0895887
PANEL:INTERFAC
E



19.11050764
(x7)
CLAMP:LWS-1316A

32.D1495776
COVER:USB:SMAL
L



2.03603008N (x 2)
SCREW:M3X8
3.04543006Q (x13)
TAPPING SCREW - M3X6
4.04543008N (x 4)
TAPPING SCREW:ROUND POINT:3X8
5.04583008N (x 1)
HEXAGON HEAD TAPPING SCREW:3X
8

40.D1985665
(D198/D250_Basic_
Smart Operation Pa
nel Model);PCB:CTL
_JL2



41.D1985666
(D198/D250_SP_S
mart Operation Pan
el Model) PCB:CTL_
JL2



39.D1985663
(D198/D250_SP Mo
del) PCB:CTL_JL2



U014 ELECTRICAL

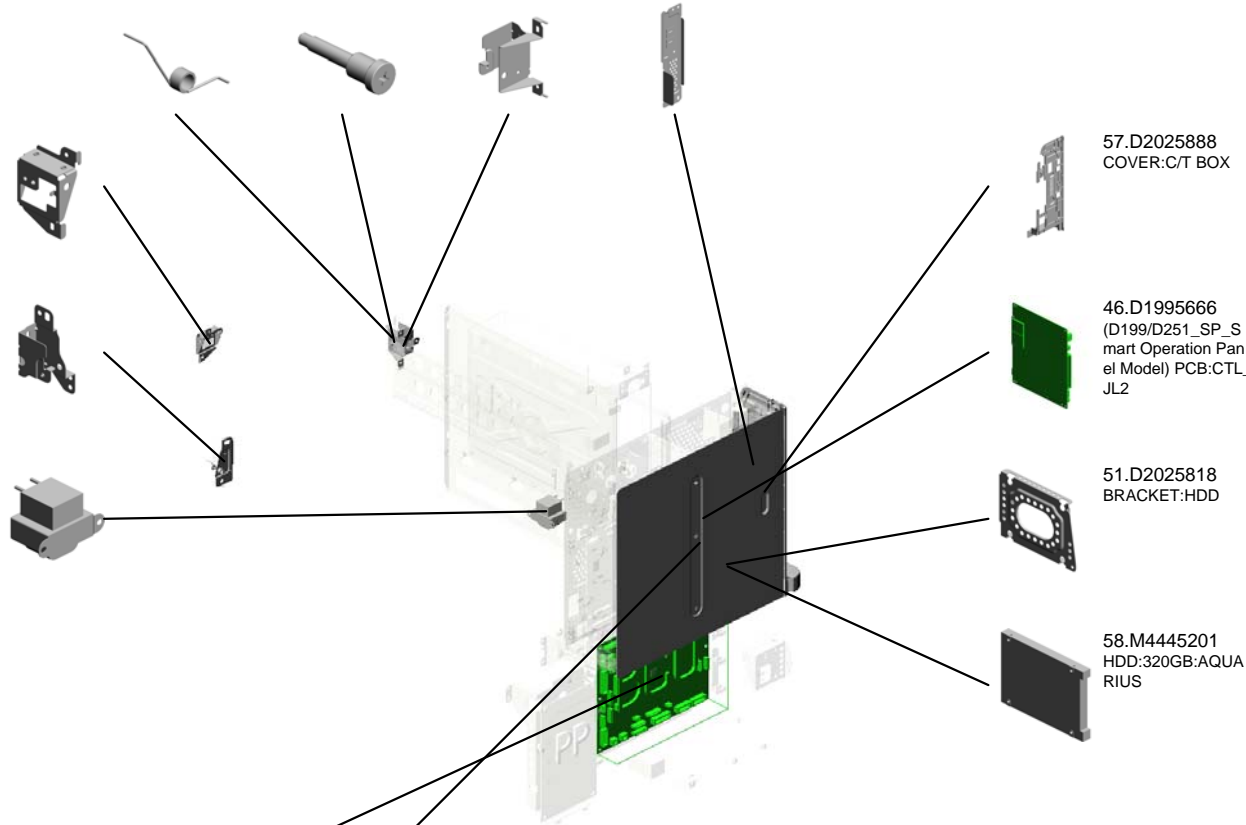


54.D2025829 (x2) TORSION SPRING: SAFETY SWITCH: .7N
 52.D2025826 (x2) STEPPED SCREW: SAFETY SWITCH: M2.5
 56.D2025838 BRACKET:SAFETY SWITCH:LEFT:2
 50.D2025811 COVER:FAX

55.D2025835 BRACKET:MAIN SWITCH



53.D2025827 BRACKET:SAFETY SWITCH:RIGHT:2

48.D2025187 (x3) (EU/AA/CHN):CHOKE COIL:D2025187



47.D2025106 [B] PCB:BCU:CRN-C1:SRD:ASS'Y 201505-07 O/O

49.D2025800 COVER:RACK

 <p>D1775686 [A] PCB:DCSW 201505-06 O/O</p>	 <p>D2025120 [B] PCB:BCU:ASS'Y 201505-07 O/O</p>
--	---

U001	U002	U003	U004	U005	U006	U007	U008	U009	U010	U011	U012	U013	U014	U015
------	------	------	------	------	------	------	------	------	------	------	------	------	-------------	------

U015 MAIN FRAME


19.D1497961
DUCT:PAPER:COO
LING:A

20.D1497962
DUCT:PAPER:COO
LING:B

8.04583008N
(x6)
HEXAGON HEAD T
APPING SCREW:3
X8

15.AX640231
(x2)
DC FAN MOTOR:A
XIAL:MM80:25MM

6.04543008N
TAPPING SCREW:
ROUND POINT:3X8



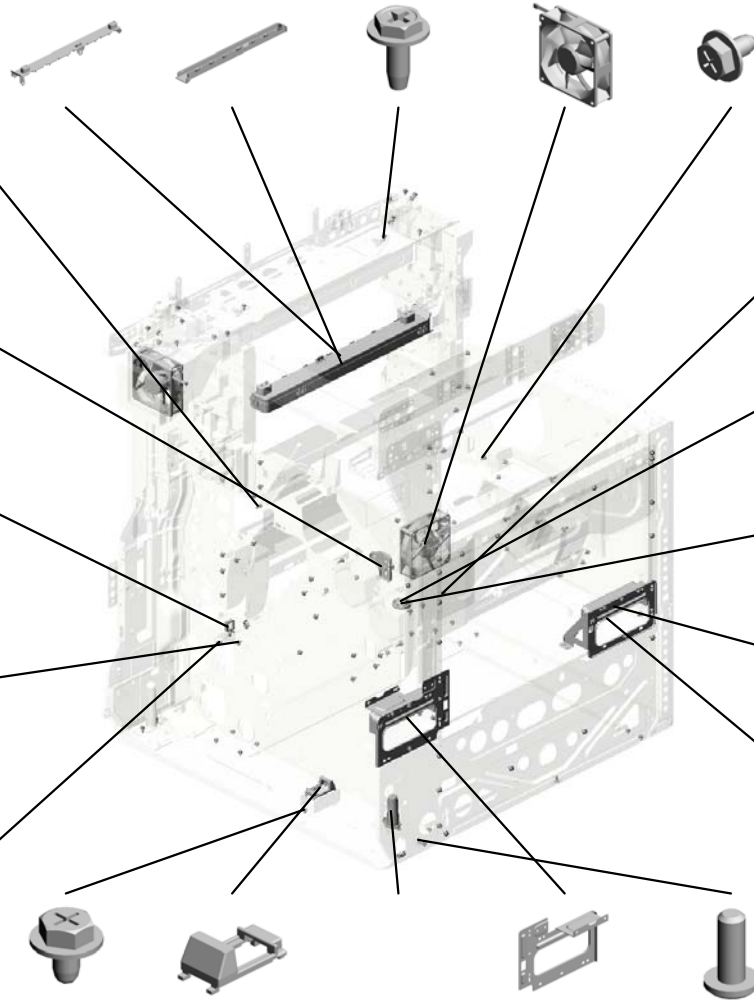
3.04533008N
BINDING SELF TAP
PING SCREW:3X8

18.D1494755
BRACKET:HINGE:D
UPLX:FRONT

12.11050761
CLAMP:LWS-0511A

1.03603006N
SCREW - M3X6

9.04583010N
(x13)
HEXAGON HEAD T
APPING SCREW:3
X10



4.04543005Q
(x14)
TAPPING SCREW:
3X5

16.B2381088
COVER - CONNEC
TOR

17.B2381089
COVER - POSITIO
NING PIN

23.D2021095
BRACKET:GRIP:RE
AR

13.AA143816
(x2)
FLAT SCREW:CHU
CK:BOTTLE


5.04543006Q
(x103)
TAPPING SCREW -
M3X6

7.04543008Q
(x2)
TAPPING SCREW:
3X8

14.AH010015
RUBBER FOOT:H5:
DIA29

22.D2021093
(x2)
COVER:GRIP

21.D2021092
BRACKET:GRIP:FR
ONT

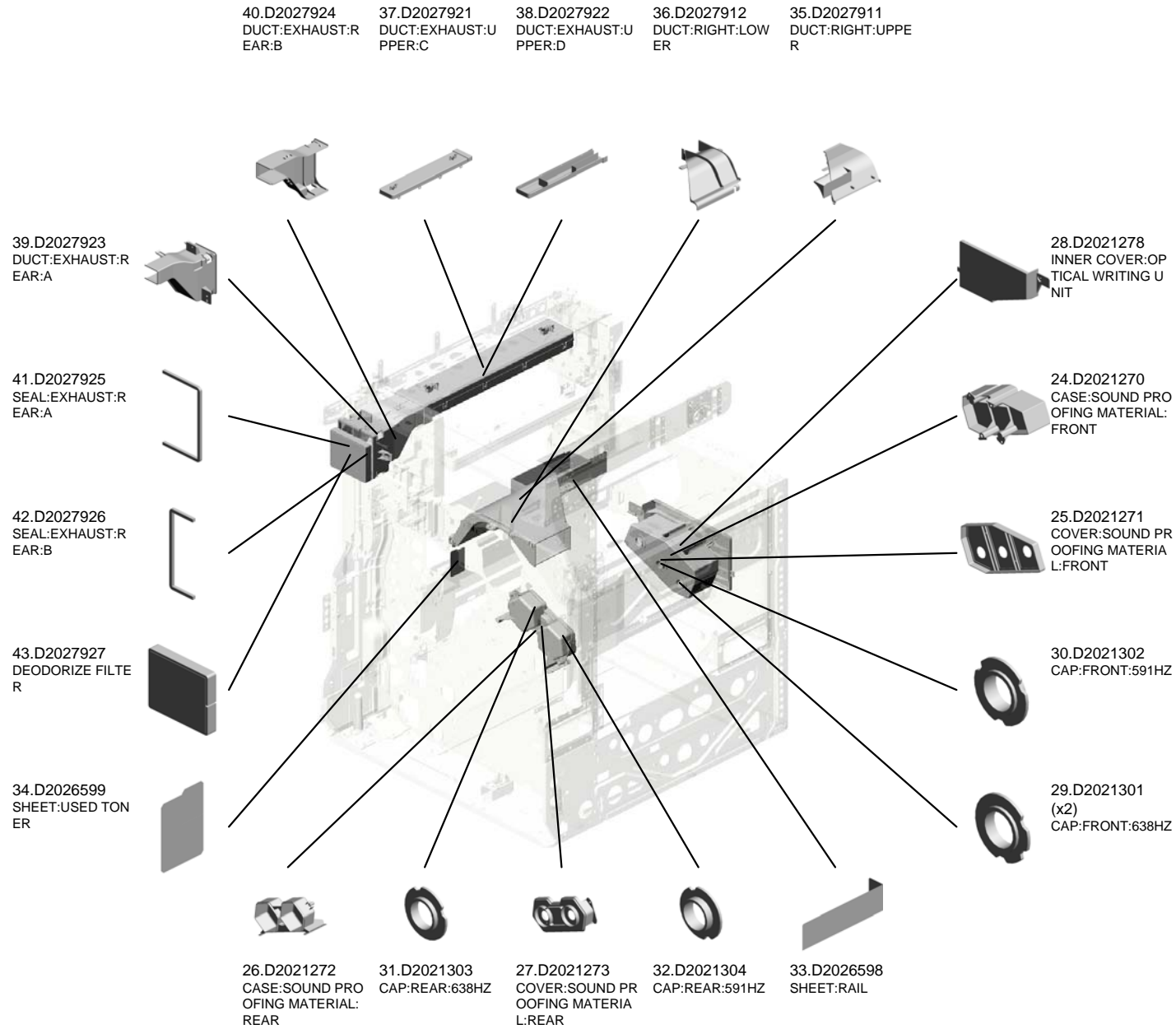



10.11050758
CLAMP:LWSM-030
6A

11.11050759
CLAMP:LWSM-060
5A

2.04503025N (x 2)
TAPPING SCREW:3X25
5.04543006Q (x 4)
TAPPING SCREW - M3X6
7.04543008Q (x 5)
TAPPING SCREW:3X8


U015 MAIN FRAME



U015 MAIN FRAME

46.D2027961
THERMISTOR:290
MM

51.GX640031
FAN MOTOR:DC:2.
64W



50.D2027996
FILTER:DUCT:DEV
ELOPMENT



45.D2027949
SEAL:DUCT



47.D2027970
DUCT:LEFT:FAN:U
PPER



48.D2027971
DUCT:LEFT:FAN:LO
WER




44.D2027946
DUCT:DEVELOPM
ENT:BEARING:FRO
NT




49.D2027972
DUCT:REAR



HEATER




1.03530030N
(x2)
SCREW:M3X3



2.03530050N
(x2)
SCREW-M3X5



3.04543006Q
(x4)
TAPPING SCREW - M3X6



4.08025299
(x2)
TAPPING SCREW - M3X8



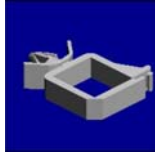
5.09573006N
(x2)
SCREW:SMALL ROUND/SPRING:M3
X6




6.11050758
(x6)
CLAMP:LWSM-0306A




7.11050760
(x2)
CLAMP:LWSM-0511A




8.11050763
(x4)
CLAMP:LWS-1211A




9.B2291687
(x2)
(NA):HEATER:OPTION:120V:9W



10.B2291688
(x2)
(EU):HEATER:OPTION:230V:9W



11.D1862880
(NA):HEAT SINK:HEATER:ASS'Y:120
V



12.D1862890
(EU):HEAT SINK:HEATER:ASS'Y:230
V



13.D2021836
(x2)
(NA/EU):COVER:HEATER:SCANNER




14.D2025185
(x4)
(NA/EU):PCB:DHBB




15.D2027981
(x2)
(NA/EU):THERMOSTAT



16.D2027982
(x2)
(NA/EU):BRACKET:THERMOSTAT



17.D7390071
(NA):HEATER:SCANNER:ASS'Y:120V



18.D7390072
(EU):HEATER:SCANNER:ASS'Y:230V



19.G1281151
(x2)
DECAL:WARNING (HIGH TEMPERAT
URE)

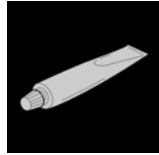
Special Tools



1.52039502
GREASE 501



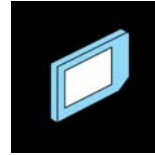
2.A0069104
Scanner Positioning Pin (4pcs/set)



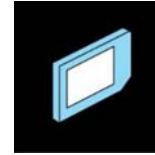
3.A2579300
GREASE - BARRIERTA S552R



4.A2929500
TEST CHART - S5S (10 PCS/SET)



5.B6455020
SD-CARD:SERVICE:1GB:ASS'Y



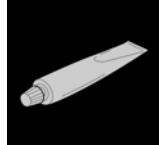
6.B6455030
SD-CARD:SERVICE PARTS:2GB:ASS'Y



7.C4019503
20X MAGNIFICATION SCOPE



8.D1979010
SET:SEAL:OPTICAL WRITING UNIT




9.VSSG9002
FLUOTRIBO MG GREASE : 100G


ACCESSORIES




1.08050103
RETAINING RINGS-E:SILENCER:DIA
3



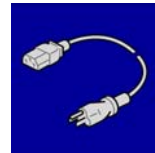
2.11500440
(NA):POWER SUPPLY CODE:120V:15
A



3.11500441
(x2)
(EU/AA):POWER SUPPLY CODE:250
V:10A



4.11500442
(CHN):POWER SUPPLY CODE:250V:
10A



5.11500443
(TWN):POWER SUPPLY CODE:125V:
15A



6.AA001456
(TWN):DECAL - TWN



7.AA001564
PLATE:LOGOTYPE:RIC



8.AA001565
(AA):PLATE:LOGOTYPE:LAN



9.AA001567
(x2)
(AA/CHN):PLATE:LOGOTYPE:GES



10.AA001577
(x4)
(NA/EU/AA/TWN):DECAL:ENERGY-S
TAR



11.B0651374
CLOTH - DF EXPOSURE GLASS




12.D1201556
(AA):SHEET:LOGO:LAN


ACCESSORIES




13.D1201557
(x2)
(AA/CHN):SHEET:LOGO:GES




14.D1291568
SHEET:APPLICATION:MULTI-LANGU
AGE:BLANK



15.D1491317
HOLDER:GLASS:CLEANER:ASSY




16.D1491318
HOLDER:GLASS:CLEANER




17.D1491319
SEAL:HOLDER:CLEANER




18.D1491553
SHEET:LOGO



19.D1491575
(x2)
(NA/AA):SHEET:APPLICATION:MULTI
-LANGUAGE




20.D1491576
(EU):SHEET:APPLICATION:MULTI-LA
NGUAGE



21.D1491578
(TWN):SHEET:APPLICATION:MULTI-
LANGUAGE



22.D1494390
(x2)
(NA/AA):DECAL:CAUTION:INKJET




23.D1494472
END FENCE:TRAY:EXIT:ASSY



24.D1496668
(TWN):DECAL:CAUTION:INKJET



25.D1496766
(x3)
(NA/EU/AA):DECAL:CAUTION:ORIGIN
AL:ENGLISH



26.D1496768
(TWN):DECAL:CAUTION:ORIGINAL:T
AIWAN



27.D1496851
(x2)
(NA/AA):DECAL:MAIN SWITCH:ON-S
TANDBY:ENGLISH



28.D1496852
(x3)
(EU/CHN/TWN):DECAL:MAIN SWITC
H:ON-STANDBY



29.D1976750
(x3)
(NA/EU/AA):DECAL:MODEL NAME PL
ATE:D197-00



30.D1986750
(x4)
(NA/EU/AA/TWN):DECAL:MODEL NA
ME PLATE:D198-57



31.D1996750
(x4)
(NA/EU/AA/TWN):DECAL:MODEL NA
ME PLATE:D199-00



32.D2021269
COVER:REAR LOWER



33.D2026862
DECAL:SIZE INDICATION:PAPER TR
AY:EXP



34.D6846031
(x2)
(NA/EU):DECAL:ORIGINAL TABLE



35.D6846061
(x2)
(NA/EU):DECAL:ORIGINAL:MANY LA
NGUAGES




36.GA003268
DECAL:PDF:I-GRAY:ABS

ACCESSORIES



37.H3064109
(TWN):DECAL - LASER CLASS1



38.D2011527
(KOR):SHEET:APPLICATION:MULTI-L
ANGUAGE
201503-03

Exclusive Parts

Number	Part Name	Group	ID
52039502	GREASE 501	Special Tools	1
52062686	SNAP RING	U005_S002	14
		U005_S003	14
52152621	SNAP RING - M6	U008	15
		U012	16
54472681	SNAP RING	U012	17
A0069104	Scanner Positioning Pin (4pcs/set)	Special Tools	2
A2324666	CUSHION - STEPPER MOTOR	U003_S002	17
		U011	10
A2501752	EXPOSURE GLASS	U003	18
A2579300	GREASE - BARRIERTA S552R	Special Tools	3
A2929500	TEST CHART - S5S (10 PCS/SET)	Special Tools	4
AA001456	(TWN):DECAL - TWN	ACCESSORIES	6
AA001564	PLATE:LOGOTYPE:RIC	ACCESSORIES	7
AA001565	(AA):PLATE:LOGOTYPE:LAN	ACCESSORIES	8
AA001567	(AA/CHN):PLATE:LOGOTYPE:GES	ACCESSORIES	9
AA001577	(NA/EU/AA/TWN):DECAL:ENERGY-STAR	ACCESSORIES	10
AA043000	SYNCHRONOUS BELT:40S3M192	U013_S001	11
AA043339	TIMING BELT:PAPER EXIT:40S2M122	U011	11
AA043623	TIMING BELT - B40S2M180	U013_S001	12
AA043980	TIMING BELT:30S2M300	U012	18
AA061180	COIL SPRING:PRESSURE	U010_S001	14
		U010_S002	14
		U010_S003	14
		U010_S004	14
		U010_S005	14
AA061181	TORSION SPRING:STRIPPER PLATE:FRONT	U010_S001	15
		U010_S002	15
		U010_S003	15
		U010_S004	15
		U010_S005	15
AA061182	TORSION SPRING:STRIPPER PLATE:REAR	U010_S001	16
		U010_S002	16
		U010_S003	16
		U010_S004	16
		U010_S005	16

Number	Part Name	Group	ID
AA063432	SPRING - INTERMEDIATE DRAWER	U006	10
AA063499	PRESSURE SPRING	U012_S001	19
AA063941	COMPRESSION SPRING:REGISTRATION:INNER:DRIVE	U008	16
AA063942	COMPRESSION SPRING:REGISTRATION:DRIVE	U008	17
AA063943	COMPRESSION SPRING:GUIDE PLATE:REGISTRATION:4N	U008	18
AA063961	COMPRESSION SPRING:ROLLER:CHARGE	U006_S001_S002	11
AA063962	COMPRESSION SPRING:CLEANER:CHARGE	U006_S001_S002	12
AA066435	SPRING:RELEASE:FUSING EXIT	U010_S001	59
		U010_S002	59
		U010_S003	59
		U010_S004	59
		U010_S005	59
AA080346	BUSHING:FLANGE TYPE:DIA6	U008	19
		U013_S001	13
AA082144	BUSHING - 8X12X7	U003	19
		U008	20
AA082170	PLAIN SHAFT BEARING:DIA4XDIA8X5:EG-1	U011	12
		U012	20
		U012_S001	20
		U013_S001_S001	14
AA082171	PLAIN SHAFT BEARING:6X10X6	U012_S001	21
AA082173	PLAIN SHAFT BEARING:6X10X6	U005	15
		U005_S002	15
		U005_S003	15
		U005_S003_S001	15
		U011	13
		U012	22
		U012_S001	22
U013_S001_S001	15		
AA082174	PLAIN SHAFT BEARING:6X10X9	U005_S002	16
		U005_S003	16
AA082186	PLAIN SHAFT BEARING:DIA8XDIA	U005	17

Exclusive Parts

Number	Part Name	Group	ID
	12X12:EG-1		
AA082187	BUSHING:DIA6XDIA10X9:EG-1	U012_S001	23
AA083014	ONE-WAY CLUTCH	U012	24
AA083018	ROLLER CLUTCH - 6X14X10	U012	25
AA100014	RETAINING RING C - SEPARATE	U005_S002	18
		U005_S003	18
		U012_S001	26
AA120149	DISCHARGE BRUSH:PRESSURE ROLLER	U010_S001	18
		U010_S002	18
		U010_S003	18
		U010_S004	18
		U010_S005	18
AA143537	SCREW:M3:BLACK	U001	5
		U003	20
AA143579	SCREW - M3	U012_S001	27
AA143592	SCREW- M4X6	U014	23
AA143807	SCREW:A	U012	28
AA143816	FLAT SCREW:CHUCK:BOTTLE	U015	13
AA143848	STEPPED SCREW - M3	U014	24
AA161125	RUBBER CUSHION	U014	25
AB010156	GEAR:SEPARATE:DRIVE	U012_S001	29
AB010157	GEAR:SEPARATE:DRIVEN	U012_S001	30
AB010170	GEAR:DRUM	U013	16
AB011252	GEAR - 20Z	U012_S001	31
AB011571	GEAR:Z19:DRIVE:REGISTRATION	U008	21
AB011572	GEAR:Z19:DRIVEN:REGISTRATION	U005	19
AB011573	GEAR:REGISTRATION:NO.2	U005	20
AB012231	GEAR:DRIVE:Z20	U010_S001	19
		U010_S002	19
		U010_S003	19
		U010_S004	19
		U010_S005	19
AB012232	GEAR:IDLER:Z19	U010_S001	20
		U010_S002	20
		U010_S003	20
		U010_S004	20
		U010_S005	20

Number	Part Name	Group	ID
AB015035	GEAR:PRESSURE ROLLER	U010_S001	21
		U010_S002	21
		U010_S003_S001	21
		U010_S004	21
		U010_S005	21
AB017862	GEAR:PULLEY:USED TONER:IDLER	U009_S001	5
AB033800	PULLEY:SCREW GEAR:RECYCLING:IDLER	U009_S001	6
AC030169	MIRROR:NO.1	U003_S003	21
AC030210	MIRROR:NO.2:CONCAVE	U003_S001	22
AD027034	ROLLER:CHARGE	U006_S001_S002	13
AD041152	BLADE:CLEANING:8799:ASS'Y	U006_S001_S002	14
AD042078	BRUSH ROLLER:CLEANER:CHARGE	U006_S001_S002	15
AE030092	RADIAL BALL BEARING:DIA10XDIA22X6	U010_S001	22
		U010_S002	22
		U010_S003_S001	22
		U010_S004	22
		U010_S005	22
AF013006	BOTTOM PLATE PAD	U005_S008_S002	21
		U005_S009_S002	21
AF013016	BOTTOM PLATE PAD	U012	32
AF030049	PICK-UP ROLLER	U012_S001	33
AF030094	PAPER FEED ROLLER:PICKUP	U005_S002	22
		U005_S003	22
AF031046	FEED ROLLER - MANUAL FEED	U012_S001	34
AF031094	PAPER FEED ROLLER:FEED	U005_S002	23
		U005_S003	23
AF032046	SEPARATION ROLLER - MANUAL FEED	U012_S001	35
AF032094	PAPER FEED ROLLER:SEPARATE	U005_S002	24
		U005_S003	24
AF040571	GUIDE ROLLER	U011	14
AF040575	DRIVEN ROLLER	U011	15
AG070513	MAGNET CATCH	U001	6
AH010015	RUBBER FOOT:H5:DIA29	U015	14
AW010147	PHOTO REFLECTION SENSOR	U011	16

Exclusive Parts

Number	Part Name	Group	ID
AW010155	ORIGINAL SENSOR:66MM:3.3V	U003	23
AW010200	PAPER FEED SENSOR:FUSING EXIT	U008	22
AW020198	PHOTOINTERRUPTOR:LG2A14NL1	U008_S001	23
		U009	7
		U012	36
AW020203	PHOTOINTERRUPTOR:GP1A173LCS2F	U005_S002	25
		U005_S003	25
		U008	24
		U011	17
		U012	37
		U012_S001	37
AW020207	PHOTOINTERRUPTOR:FLAT:PICH2MM:M4	U003	24
AW020214	PHOTOINTERRUPTOR:LG248NL1A	U003	25
AW100138	THERMOPILE	U010	23
AW100171	(NA/TWN):THERMISTOR:PRESSURE ROLLER	U010_S002	24
		U010_S003	24
AW100173	NON-CONTACT TYPE THERMISTOR:HOT ROLLER	U010_S001	25
		U010_S002	25
		U010_S003	25
		U010_S004	25
		U010_S005	25
AW100174	(EU/AA/CHN):THERMISTOR:PRESSURE ROLLER:CDE	U010_S001	26
		U010_S004	26
		U010_S005	26
AW110101	THERMOSTAT:LOWER	U010_S001	27
		U010_S002	27
		U010_S003	27
		U010_S004	27
		U010_S005	27
AW140026	TEMPERATURE & HUMIDITY SENSOR	U008	25
AW500040	PUSH SWITCH:SW1AG-550:10MA	U005	26
		U007_S001	5
		U012	38
AW500042	ROTARY SWITCH:PAPER SIZE SE	U012	39

Number	Part Name	Group	ID
	NSOR:CW		
AW500043	PUSH SWITCH:PAPER SIZE SENSOR	U005	27
AX040273	DC MOTOR:RISING TRAY:ASS'Y:1.007W:BRUSH	U005	28
AX050349	DC MOTOR:ENCODER:NO:7W:GEAR:BRUSHLESS	U012	40
		U013	17
		U013_S001	17
AX060464	DC MOTOR:ENCODER:NO:10W:GEAR:BRUSHLESS	U012	41
		U013_S001	18
AX060469	DC BRUSHLESS MOTOR:13.7W:FUSING/PAPER EXIT UNIT	U013	19
AX060473	DC BRUSHLESS MOTOR:DRUM:USED TONER:15.1W	U013	20
AX060474	DC BRUSHLESS MOTOR:DEVELOPMENT:18.2W	U013	21
AX121101	ROTARY SOLENOID:USED TONER:CHANGE	U009_S001	8
AX640231	DC FAN MOTOR:AXIAL:MM80:25MM	U015	15
AZ230282	(NA/TWN):POWER SUPPLY UNIT:166W	U014	26
AZ230284	(EU/AA):POWER SUPPLY UNIT:166W	U014	27
AZ230286	(CHN):POWER SUPPLY UNIT:CO-C1E	U014	28
AZ320207	POWER PACK:CBTD:L	U014	29
B0651374	CLOTH - DF EXPOSURE GLASS	ACCESSORIES	11
B2231099	FLAT SCREW	U012	42
B2232862	LEVER - RELEASE INNER	U005_S009	29
B2234552	BUSHING:DIA4	U012	43
B2291687	(NA):HEATER:OPTION:120V:9W	HEATER	9
B2291688	(EU):HEATER:OPTION:230V:9W	HEATER	10
B2381088	COVER - CONNECTOR	U015	16
B2381089	COVER - POSITIONING PIN	U015	17
B2381806	IDLER PULLEY	U003	26
B2381807	PULLEY	U003_S001	27
B6455020	SD-CARD:SERVICE:1GB:ASS'Y	Special Tools	5

Exclusive Parts

Number	Part Name	Group	ID
B6455030	SD-CARD:SERVICE PARTS:2GB:ASS'Y	Special Tools	6
B6521773	TIMING BELT:B40S2M178	U009_S001	9
B8303504	TIMING BELT - 40S2M100	U005_S002	30
		U005_S003	30
C1012360	SNAP RING	U006	16
C4019503	20X MAGNIFICATION SCOPE	Special Tools	7
D0091147	TERMINAL - DEVELOPMENT ROLLER	U006	17
D0092573	PULLEY - VERTICAL TRANSPORT	U012	44
D0092574	PULLEY - IDLER	U012	45
D0094407	FEELER - OVERFLOW	U011	19
D0094455	CUSHION - DC SOLENOID	U011	20
		U012	46
D0094485	BUSHING - GATE	U012	47
D0094487	COMPRESSION SPRING - GATE	U012	48
D0291749	PULLEY:PROTECTION	U003	28
D0292677	TRANSPORT BELT:DRIVEN:VERTICAL TRANSPORT	U012	49
D0392566	TENSION SPRING:GRIP:RIGHT	U005_S008	31
		U005_S009	31
D0394529	STOPPER:GUIDE PLATE:ROLLER:DRIVEN	U012	50
D0394597	TENSION SPRING:DRIVEN ROLLER	U012	51
D0394912	DISCHARGE BRUSH:REVERSE	U011	21
D0394925	ROLLER:REVERSE:DRIVEN	U011	22
D0394927	COMPRESSION SPRING:PRESSURE:REVERSE:DRIVEN	U011	23
D0892764	GEAR:FEED	U005_S002	32
		U005_S003	32
D0895824	COVER:SD-CARD:D086/D087	U014	30
D0895887	PANEL:INTERFACE	U014	31
D1054365	HOLDER:THERMOPILE	U010	28
D1201556	(AA):SHEET:LOGO:LAN	ACCESSORIES	12
D1201557	(AA/CHN):SHEET:LOGO:GES	ACCESSORIES	13
D1291508	KEYTOP:HOME	U002	14
		U002_S001	14

Number	Part Name	Group	ID
		U002_S004	14
		U002_S006	14
		U002_S007	14
		U002_S009	14
D1291528	SHEET:KEYTOP:LEFT	U002	15
		U002_S001	15
		U002_S004	15
		U002_S006	15
		U002_S007	15
		U002_S009	15
D1291568	SHEET:APPLICATION:MULTI-LANGUAGE:BLANK	ACCESSORIES	14
D1292783	TORQUE LIMITER MECHANICAL CLUTCH:40MNM:DIA18	U005_S002	33
		U005_S003	33
		U012_S001	52
D1444484	SHOULDER SCREW - M3	U010_S001	29
		U010_S002	29
		U010_S003	29
		U010_S004	29
		U010_S005	29
		U011	24
D1444489	STOPPER:DRIVEN ROLLER	U012	53
D1471750	SHEET:GAP:ASS'Y	U003	29
D1471805	EXPOSURE GLASS:DOCUMENT FEEDER:APPLY	U003	30
D1472734	GUIDE PLATE:SEPARATE	U005_S002	34
		U005_S003	34
D1472736	BRACKET:SEPARATE:REAR	U005_S002	35
		U005_S003	35
D1472737	LEVER:PRESSURE:SEPARATE	U005_S002	36
		U005_S003	36
D1472738	LINK:RELEASE	U005_S002	37
		U005_S003	37
D1472751	ARM:PRESSURE:SEPARATE	U005_S002	38
		U005_S003	38
D1472752	SHAFT:SEPARATE:ASS'Y	U005_S002	39
		U005_S003	39
D1472754	COIL SPRING:PRESSURE:SEPARATE	U005_S002	40

Exclusive Parts

Number	Part Name	Group	ID
	TE	U005_S003	40
D1472755	COIL SPRING:RELEASE:SEPARATE	U005_S002	41
		U005_S003	41
D1482702	SPACER:TRANSPORT ROLLER	U005_S002	42
		U005_S003	42
D1484441	GUIDE PLATE:EXIT:UPPER	U011	25
D1484681	BRACKET:MOTOR:PEEN	U012	86
D1491194	PULLEY:PAPER FEED:FEED:NO.1:MECHANICAL ROLLER CLUTCH	U013_S001	22
D1491195	GEAR:IDLER:PAPER FEED:FEED	U013_S001	23
D1491196	GEAR:PAPER FEED:FEED:NO.2:MECHANICAL ROLLER CLUTCH	U013_S001	24
D1491197	GEAR:IDLER:PAPER FEED:GRIP:NO.1	U013_S001	25
D1491199	DRIVE UNIT:ON-OFF:TRANSFER	U008_S001	26
D1491230	COVER:UPPER	U001	7
D1491234	COVER:UPPER:INNER BACK:MIDDLE	U001	8
D1491237	COVER:UPPER:INNER BACK:LEFT LOWER	U001	9
D1491242	COVER:MAIN SWITCH	U001	10
D1491251	COVER:LEFT:UPPER	U001	11
D1491263	CAP:LOUVER:DEODORIZE FILTER	U001	12
D1491266	COVER:RIGHT:FRONT LOWER	U001	13
D1491275	INNER COVER:FRONT:RIGHT LOWER	U001	14
D1491282	COVER:SCANNER:UPPER:FRONT	U001	15
D1491289	COVER:SCANNER:REAR	U001	16
D1491291	CAP:HARNESS	U001	17
D1491294	CAP:HARNESS:CORNER	U001	18
D1491307	SPRING PLATE:BAND	U001	19
D1491317	HOLDER:GLASS:CLEANER:ASS'Y	ACCESSORIES	15
D1491318	HOLDER:GLASS:CLEANER	ACCESSORIES	16
D1491319	SEAL:HOLDER:CLEANER	ACCESSORIES	17
D1491352	BRACKET:DRIVE UNIT:REGISTRATION:ASS'Y	U013	26
D1491355	GEAR:REGISTRATION:NO.1	U013	27
D1491392	FLANGE:PAPER FEED:FEED	U013_S001	28

Number	Part Name	Group	ID
D1491424	LCD:TFT:WVGA-9:LED:SH	U002	16
		U002_S004	16
		U002_S006	16
D1491425	LCD:TFT:WVGA-9:LED:CMI	U002	17
		U002_S001	17
		U002_S007	17
		U002_S009	17
D1491427	TOUCH PANEL:WVGA-9:MV	U002	18
		U002_S001	18
		U002_S004	18
		U002_S006	18
		U002_S007	18
		U002_S009	18
D1491478	PCB:OP-L:ASS'Y	U002	19
		U002_S001	19
		U002_S004	19
		U002_S006	19
		U002_S007	19
		U002_S009	19
D1491504	KEYTOP:START	U002	21
		U002_S001	21
		U002_S004	21
		U002_S006	21
		U002_S007	21
		U002_S009	21
D1491505	KEYTOP:STOP	U002	22
		U002_S001	22
		U002_S004	22
		U002_S006	22
		U002_S007	22
		U002_S009	22
D1491508	KEYTOP:RESET SWITCH	U002	23
		U002_S001	23
		U002_S004	23
		U002_S006	23
		U002_S007	23
		U002_S009	23
D1491510	KEYTOP:LEFT	U002	24

Exclusive Parts

Number	Part Name	Group	ID
		U002_S001	24
		U002_S004	24
		U002_S006	24
		U002_S007	24
		U002_S009	24
D1491511	LENS:FRONT	U002	25
		U002_S001	25
		U002_S004	25
		U002_S006	25
		U002_S007	25
D1491512	COVER:REAR:LARGE	U002	26
		U002_S001	26
		U002_S004	26
		U002_S006	26
		U002_S007	26
D1491513	COVER:REAR:SMALL:LEFT	U002	27
		U002_S001	27
		U002_S004	27
		U002_S006	27
		U002_S007	27
D1491514	COVER:REAR:SMALL:MIDDLE	U002	28
		U002_S001	28
		U002_S004	28
		U002_S006	28
		U002_S007	28
D1491515	COVER:REAR:SMALL:RIGHT	U002	29
		U002_S001	29
		U002_S004	29
		U002_S006	29
		U002_S007	29
D1491530	SPACER:LCD:A	U002	30
		U002_S001	30
		U002_S004	30

Number	Part Name	Group	ID
		U002_S006	30
		U002_S007	30
		U002_S009	30
		U002	31
D1491531	SPACER:LCD:B	U002_S001	31
		U002_S004	31
		U002_S006	31
		U002_S007	31
		U002_S009	31
D1491533	(NA/AA):COVER:UPPER:SH	U002	32
D1491534	(NA/AA):COVER:UPPER:CM	U002_S007	33
		U002_S009	33
D1491538	(EU/CHN/TWN):KEYTOP:10KEY	U002	34
		U002_S001	34
		U002_S004	34
		U002_S006	34
D1491539	(NA/AA):KEYTOP:10KEY	U002	35
		U002_S007	35
		U002_S009	35
D1491553	SHEET:LOGO	ACCESSORIES	18
		U002	36
		U002_S006	36
D1491555	(CHN):COVER:UPPER:SH	U002_S004	37
D1491556	(CHN):COVER:UPPER:CM	U002	38
D1491557	(TWN):COVER:UPPER:SH	U002_S006	39
D1491558	(TWN):COVER:UPPER:CM	U002	40
D1491575	(NA/AA):SHEET:APPLICATION:MULTI-LANGUAGE	ACCESSORIES	19
D1491576	(EU):SHEET:APPLICATION:MULTI-LANGUAGE	ACCESSORIES	20
D1491578	(TWN):SHEET:APPLICATION:MULTI-LANGUAGE	ACCESSORIES	21
D1491587	ABSORPTION SHEET:LCDC	U002_S001_S001	41
		U002_S002	41
		U002_S003	41
		U002_S004_S001	41
		U002_S005	41
		U002_S006_S001	41

Exclusive Parts

Number	Part Name	Group	ID
		U002_S007_S001	41
		U002_S008	41
		U002_S009_S001	41
		U002_S010	41
D1491588	KEYTOP:POWER SOURCE:BA	U002	42
		U002_S001	42
		U002_S004	42
		U002_S006	42
		U002_S007	42
		U002_S009	42
D1491589	(EU):COVER:UPPER:SH:BA	U002	43
D1491592	(EU):COVER:UPPER:CM:BA	U002_S001	44
D1491693	GUIDE:FFC	U003	31
D1491694	PLATE SEAL:APS:HARNESS	U003	32
D1491705	BRACKET:DC STEPPER MOTOR	U003	33
D1491706	SYNCHRONOUS BELT:138ST1.5-4.0	U003	34
D1491709	TENSION SPRING:TENSION:11.3N:30MM	U003	35
D1491710	TIMING PULLEY:62	U003	36
D1491711	SHAFT:SCANNER:DRIVE	U003	37
D1491714	DRIVE WERE:DIA1	U003	38
D1491715	PULLEY:DRIVE WERE:FRONT	U003	39
D1491717	PULLEY:DRIVE WERE:REAR	U003	40
D1491718	BRACKET:TENSION:REAR	U003	41
D1491719	BRACKET:TENSION:FRONT	U003	42
D1491726	CLAMP:DRIVE WERE	U003	43
D1491728	GUIDE:HARNESS:LED-B	U003	44
D1491730	CARRIAGE:NO.1:ASS'Y	U003_S003	45
D1491731	REFLECTOR:SCANNER	U003_S003	46
D1491742	CARRIAGE:NO.2:SUB-ASS'Y	U003_S001	47
D1491749	MIRROR:NO.3:CONVAX:C3	U003_S001	48
D1491754	GUIDE:FFC:CARRIAGE:NO.2	U003_S001	49
D1491755	COVER:FFC:CARRIAGE:NO.2	U003_S001	50
D1491780	INNER COVER	U003	51
D1491792	(EU/AA/CHN/TWN):SCALE:LEFT:ASS'Y	U003	52
D1491793	(NA):SCALE:LEFT:ASS'Y	U003	53

Number	Part Name	Group	ID
D1491798	SEAL:SHEET THROUGH:DOCUMENT FEEDER	U003	54
D1491799	SCALE:REAR:PRINTING	U003	55
D1491800	COVER:SHEET THROUGH:DOCUMENT FEEDER	U003	56
D1491801	BRACKET:SCALE:LEFT	U003	57
D1491804	HOLDER:EXPOSURE GLASS:SCANNER	U003	58
D1491805	HOLDER:EXPOSURE GLASS	U003	59
D1491816	DOCUMENT FEEDER:CABLE:BRACKET	U003	60
D1492584	COLLAR:SHAFT:REGISTRATION ROLLER	U008	27
D1492612	ROLLER:GRIP:DRIVEN	U012_S001	54
D1492613	SHAFT:GRIP:DRIVEN	U012_S001	55
D1492614	TENSION SPRING:GRIP:PRESSURE	U012_S001	56
D1492619	SHAFT:SEPARATOR:DRIVE:ASS'Y	U012_S001	57
D1492633	SHAFT:FEED:MANUAL FEED	U012_S001	58
D1492635	TRANSPORT ROLLER:MANUAL FEED	U012_S001	59
D1492638	LINK:PAPER STOPPER:MANUAL FEED	U012_S001	60
D1492639	SHAFT:PAPER STOPPER	U012_S001	61
D1492642	SHAFT:LINK:PAPER STOPPER	U012_S001	62
D1492644	TORSION SPRING:LINK:PAPER STOPPER	U012_S001	63
D1492652	GROUND PLATE:SHAFT:FEED	U012_S001	64
D1492655	FEELER:PAPER END SENSOR	U012_S001	65
D1492656	TORSION SPRING:PAPER END SENSOR	U012_S001	66
D1492658	COVER:PAPER FEED ROLLER	U012_S001	67
D1492678	SHAFT:FLAT CONVEYER BELT:DRIVEN	U012	68
D1492683	ARM:MANUAL FEED:FRONT LOWER	U012	69
D1492684	ARM:MANUAL FEED:REAR LOWER	U012	70

Exclusive Parts

Number	Part Name	Group	ID
D1492686	WIRE:MANUAL FEED TABLE:TC075	U012	71
D1492688	TENSION SPRING:WIRE	U012	72
D1492692	ARM:MANUAL FEED:FRONT UPPER	U012	73
D1492693	STOPPER:MANUAL FEED TABLE	U012	74
D1492694	COMPRESSION SPRING:STOPPER:MANUAL FEED TABLE	U012	75
D1492712	SHEET:GUIDE PLATE:SWIVEL	U005_S001	43
D1492713	GUIDE PLATE:SWIVEL:NO.1	U005_S001	44
D1492721	GUIDE PLATE:SWIVEL:NO.2	U005	45
D1492739	LEVER:PRESSURE RELEASE	U005_S002	46
		U005_S003	46
D1492742	GUIDE PLATE:VERTICAL TRANSPORT:PAPER FEED UNIT:NO.2	U005_S003	47
D1492772	ARM:PICKUP	U005_S002	48
		U005_S003	48
D1492773	PULLEY:PICKUP:MECHANICAL ROLLER CLUTCH	U005_S002	49
		U005_S003	49
D1492774	PULLEY:IDLER:PICKUP	U005_S002	50
		U005_S003	50
D1492775	SHAFT:FEED:ASS'Y	U005_S002_S001	51
		U005_S003	51
D1492777	COIL SPRING:PRESSURE:PICKUP	U005_S002	52
		U005_S003	52
D1492778	FEELER:PAPER END	U005_S002	53
		U005_S003	53
D1492781	GROUND PLATE:PAPER FEED UNIT	U005_S002	54
		U005_S003	54
D1492782	PLATE:HARNESS:PAPER FEED UNIT	U005_S002	55
		U005_S003	55
D1492784	BRACKET:SENSOR:PAPER FEED	U005_S002	56
		U005_S003	56
D1492787	BRACKET:SUPPORT:COVER	U005	57
D1492788	INNER COVER:HARNESS:PAPER FEED UNIT	U005	58
D1492791	GUIDE:FEED	U005_S002	59
		U005_S003	59

Number	Part Name	Group	ID
D1492812	ROLLER:PAPER TRAY:DIA19	U005_S008	60
		U005_S009	60
D1492814	COIL SPRING:EARTH	U005_S008	61
		U005_S009	61
D1492816	SHAFT:RISE:ASS'Y	U005_S008	62
		U005_S009	62
D1492818	LEVER:RISE	U005_S008	63
		U005_S009	63
D1492824	LEVER:STOPPER:FRONT	U005_S008_S003	64
		U005_S009_S003	64
D1492826	COMPRESSION SPRING:SIDE FENCE:PLATE:FRONT	U005_S008_S003	65
		U005_S009_S003	65
D1492827	COMPRESSION SPRING:SIDE FENCE:POSITIONING	U005_S008_S003	66
		U005_S009_S003	66
D1492834	GUIDE:FEELER:PAPER END	U005_S008_S004	67
		U005_S009_S004	67
D1492835	RACK:SIDE FENCE	U005_S008	68
		U005_S009	68
D1492836	GEAR:Z20	U005_S008	69
		U005_S009	69
D1492840	END FENCE:PAPER TRAY:ASS'Y	U005_S008_S001	70
		U005_S009_S001	70
D1492842	LEVER:END FENCE	U005_S008_S001	71
		U005_S009_S001	71
D1492843	CLICK:END FENCE	U005_S008_S001	72
		U005_S009_S001	72
D1492845	COMPRESSION SPRING:END FENCE:LEVER:5N	U005_S008_S001	73
		U005_S009_S001	73
D1492856	GRIP:PAPER TRAY	U005_S008	74
		U005_S009	74
D1492857	LEVER:RELEASE:INNER:NO.1	U005_S008	75
D1492859	SHAFT:RELEASE:PAPER TRAY:NO.1	U005_S008	76
D1492861	HOLDER:GRIP:PAPER TRAY	U005_S008	77
		U005_S009	77
D1492862	SHAFT:RELEASE:PAPER TRAY:NO.2	U005_S009	78
D1492864	DECAL:PAPER SET DIRECTION:T	U005_S008	79

Exclusive Parts

Number	Part Name	Group	ID
	RAY:NO.2	U005_S009	79
D1492866	COVER:PAPER TRAY:NO.2	U005_S009	80
D1492873	TRAY BOTTOM PLATE:NO.2:ASS'Y	U005_S008_S002	81
		U005_S009_S002	81
D1492878	SIDE FENCE:FRONT:ASS'Y	U005_S008_S003	82
		U005_S009_S003	82
D1492903	SUPPORTER:RIGHT:NO.2:ASS'Y	U005_S005	83
D1492905	SUPPORTER:RIGHT:NO.1:ASS'Y	U005_S004	84
D1492923	ROLLER:SUPPORTER:PAPER TRAY	U005_S005	85
D1492924	STOPPER:PAPER TRAY	U005_S004	86
		U005_S005	86
D1492928	ROLLER:SUPPORTER:PAPER TRAY:LEFT	U005_S006	87
		U005_S007	87
D1492952	DECAL:SIDE FENCE:PAPER VOLUME	U005_S008_S004	88
		U005_S009_S004	88
D1492956	ROLLER:SUPPORTER:PAPER TRAY	U005_S004	89
D1492990	PLAIN SHAFT BEARING:DRIVE:REGISTRATION ROLLER	U008	28
D1492991	PLAIN SHAFT BEARING:INNER:DRIVE:REGISTRATION ROLLER	U008	29
D1494354	BRACKET:DRAWER:MAIN	U010	30
D1494390	(NA/AA):DECAL:CAUTION:INKJET	ACCESSORIES	22
D1494422	GEAR:REVERSE ROLLER	U011	26
D1494425	DC STEPPER MOTOR:REVERSE:SUB-ASS'Y	U011	27
D1494427	STUD:PULLEY:BRACKET:DC STEPPER MOTOR	U011	28
D1494428	GROUND PLATE:PAPER EXIT UNIT	U011	29
D1494429	PULLEY:GEAR:REVERSE	U011	30
D1494434	TENSION SPRING:LEVER:GATE PAWL	U011	31
D1494446	SPRING PLATE:ROLLER:DRIVEN	U011	32
D1494448	SHAFT:FEELER:OVERFLOW	U011	33
D1494456	SPRING PLATE:ROLLER:DRIVEN:EXIT	U011	34

Number	Part Name	Group	ID
D1494457	ARM:ROLLER:DRIVEN:EXIT	U011	35
D1494459	SHAFT:DRIVEN:EXIT ROLLER	U011	18
		U011_S001	18
		U011_S002	18
D1494461	GUIDE PLATE:REVERSE:UPPER	U011	36
D1494466	GUIDE PLATE:REVERSE:LOWER	U011	37
D1494468	SHAFT:DRIVEN:REVERSE ROLLER	U011	38
D1494469	SPRING PLATE:ROLLER:DRIVEN:REVERSE ROLLER	U011	39
D1494471	SHAFT:DRIVEN:REVERSE ROLLER:OUTER	U011	40
D1494472	END FENCE:TRAY:EXIT:ASS'Y	ACCESSORIES	23
D1494476	EXIT ROLLER	U011	41
D1494483	LEVER:GATE PAWL	U011	42
D1494484	TORSION SPRING:LEVER:GATE PAWL	U011	43
D1494492	TRAY:REVERSE	U001	20
D1494493	COMPRESSION SPRING:BASE:TRAY:EXIT	U011	44
D1494494	BASE:TRAY:EXIT	U011	45
D1494498	TRAY:EXIT	U011	46
D1494638	GUIDE:WIRE	U012	76
D1494642	TRANSPORT ROLLER:DUPLX:1	U012	77
D1494644	GEAR:MECHANICAL ROLLER CLUTCH	U012	78
D1494645	SYNCHRONOUS BELT:30S2M118	U012	79
D1494646	SYNCHRONOUS BELT:30S2M262	U012	80
D1494655	GRIP:DUPLX UNIT	U012	81
D1494657	HOOK:STOPPER:DUPLX UNIT:REAR	U012	82
D1494658	COIL SPRING:LEVER:DUPLX	U012	83
D1494662	DIFFUSION PLATE:LED	U008	30
D1494672	COMPRESSION SPRING:DRIVEN	U012	84
D1494675	COVER:PUSH SWITCH	U012	85
D1494684	GEAR:OUTPUT	U012	87
D1494688	LINK:DUPLX:MAIN	U012	88
D1494690	TORSION SPRING:LINK	U012	89

Exclusive Parts

Number	Part Name	Group	ID
D1494695	LINK:FRONT	U012	90
D1494707	GEAR:FEED:MANUAL FEED:DRIVE	U012	91
D1494708	GEAR:SEPARATOR:MANUAL FEED:DRIVE	U012	92
D1494709	GEAR:TRANSPORT ROLLER:MANUAL FEED	U012	93
D1494710	GEAR:IDLER	U012	94
D1494711	DECAL:SIDE FENCE:MANUAL FEED	U012	95
D1494715	DECAL:GRIP:Z	U012	96
D1494717	PLATE:SIDE FENCE:FRONT	U012	97
D1494718	TORSION SPRING:SIDE FENCE:FRONT	U012	98
D1494720	PLATE:SIDE FENCE:REAR	U012	99
D1494721	TORSION SPRING:SIDE FENCE:REAR	U012	100
D1494731	COMPRESSION SPRING:RACK:MANUAL FEED	U012	101
D1494737	PLAIN SHAFT BEARING:DUPLEX:EXIT	U012	102
D1494755	BRACKET:HINGE:DUPLEX:FRONT	U012	103
		U015	18
D1494761	DRIVEN ROLLER:DIA16	U012	104
D1494762	DRIVEN ROLLER:DIA18	U012	105
D1494765	PULLEY:T26	U012	106
D1494766	PULLEY:T26/T26	U012	107
D1494770	SHAFT:SEPARATOR:DRIVEN:ASS'Y	U012_S001_S001	108
D1494777	COMPRESSION SPRING:FLAT CONVEYER BELT:DRIVEN	U012	109
D1494779	TRANSPORT ROLLER:EXIT:DIA8	U012	110
D1494787	GUIDE:HARNESS:MANUAL FEED:CONNECTING	U012	179
D1494815	GUIDE PLATE:SEPARATOR:ASS'Y	U012_S001	111
D1495686	(CHN)(D249/D250/D251-EU-AA):PCB:DCSW	U014	34
D1495776	COVER:USB:SMALL	U014	32
D1495824	COVER:CONNECTOR:HEATER:0.4	U014	33

Number	Part Name	Group	ID
	MM		
D1495883	KEYTOP:MAIN SWITCH	U001	21
D1495884	COMPRESSION SPRING:KEYTOP	U001	22
D1496226	LEVER:TRANSFER/SEPARATION UNIT:FRONT	U008	31
D1496228	TORSION SPRING:LEVER:SET:FRONT	U008	32
D1496229	TENSION SPRING:LEVER:SET	U008	33
D1496231	LEVER:TRANSFER/SEPARATION UNIT:REAR	U008	34
D1496233	TORSION SPRING:LEVER:SET:REAR	U008	35
D1496248	CAP:LED	U008	36
D1496290	GUIDE:SET:TRANSFER/SEPARATION UNIT:FRONT	U008	37
D1496668	(TWN):DECAL:CAUTION:INKJET	ACCESSORIES	24
D1496766	(NA/EU/AA):DECAL:CAUTION:ORIGINAL:ENGLISH	ACCESSORIES	25
D1496768	(TWN):DECAL:CAUTION:ORIGINAL:TAIWAN	ACCESSORIES	26
D1496851	(NA/AA):DECAL:MAIN SWITCH:ON-STANDBY:ENGLISH	ACCESSORIES	27
D1496852	(EU/CHN/TWN):DECAL:MAIN SWITCH:ON-STANDBY	ACCESSORIES	28
D1497961	DUCT:PAPER:COOLING:A	U015	19
D1497962	DUCT:PAPER:COOLING:B	U015	20
D1502666	GEAR:SIDE FENCE:MANUAL FEED TABLE	U012	112
D1591740	CARRIAGE:NO.2:ASS'Y	U003_S001	61
D1752726	STOPPER:GUIDE PLATE:SWIVEL	U005_S003	90
D1752854	TENSION SPRING:GRIP:LEFT	U005_S008	91
		U005_S009	91
D1752858	LEVER:RELEASE:PAPER TRAY:OUTER	U005_S008	92
		U005_S009	92
D1752872	LINK:END FENCE:PAPER SIZE SENSOR	U005_S009	93
D1752886	COVER:TRAY:REAR RIGHT:NO.1	U005	94
D1752888	COVER:TRAY:REAR RIGHT:NO.2	U005	95

Exclusive Parts

Number	Part Name	Group	ID
D1754654	SHAFT:LEVER:LOCK	U012	113
D1775686	PCB:DCSW	U014	34
D1821500	SHIELD CASE:LCDC	U002	45
		U002_S001	45
		U002_S004	45
		U002_S006	45
		U002_S007	45
		U002_S009	45
D1821502	SHIELD TAPE:FFC	U002	46
		U002_S001	46
		U002_S004	46
		U002_S006	46
		U002_S007	46
		U002_S009	46
D1821517	BRACKET:LCDC:SH	U002	47
		U002_S004	47
		U002_S006	47
D1862880	(NA):HEAT SINK:HEATER:ASS'Y:120V	HEATER	11
D1862890	(EU):HEAT SINK:HEATER:ASS'Y:230V	HEATER	12
D1975666	(D197/D249_SP_Smart Operation Panel Model):PCB:CTL_JL2	U014	36
D1975673	(MP 2554SP_2554ZSP):PCB:CTL_JL2:CRN-C1C:EXP	U014	35
D1976750	(NA/EU/AA):DECAL:MODEL NAME PLATE:D197-00	ACCESSORIES	29
D1979010	SET:SEAL:OPTICAL WRITING UNIT	Special Tools	8
D1979510	OPC DRUM	U006_S001_S002	18
D1979590	NV-RAM	U014	37
D1979640	DEVELOPER BLACK	U006	19
D1985662	(D198/D250_Basic Model):PCB:CTL_JL2	U014	38
D1985663	(D198/D250_SP Model) PCB:CTL_JL2	U014	39
D1985665	(D198/D250_Basic_Smart Operation Panel Model):PCB:CTL_JL2	U014	40
D1985666	(D198/D250_SP_Smart Operation P	U014	41

Number	Part Name	Group	ID
	anel Model) PCB:CTL_JL2		
D1986750	(NA/EU/AA/TWN):DECAL:MODEL NAME PLATE:D198-57	ACCESSORIES	30
D1991151	DRIVE UNIT:PAPER FEED:CDE:ASS'Y	U013_S001	29
D1991163	BRACKET:FUSING/PAPER EXIT UNIT:ASS'Y	U013	30
D1991171	GEAR:PULLEY:EXIT:NO.1	U013	31
D1991173	SYNCHRONOUS BELT:B40S2M266	U013	32
D1991175	GEAR:PULLEY:EXIT:NO.2	U013	33
D1991860	OPTICAL WRITING UNIT:D197/D198/D199	U004	1
D1993304	HOUSING:TONER SUPPLY:ASS'Y	U007_S001	6
D1995640	PCB:IMAGE PROCESSING UNIT	U014	42
D1995662	(D199/D251_Basic Model) PCB:CTL_JL2	U014	43
D1995663	(D199/D251_SP Model) PCB:CTL_JL2	U014	44
D1995665	(D199/D251_Basic_Smart Operation Panel Model) PCB:CTL_JL2	U014	45
D1995666	(D199/D251_SP_Smart Operation Panel Model) PCB:CTL_JL2	U014	46
D1996750	(NA/EU/AA/TWN):DECAL:MODEL NAME PLATE:D199-00	ACCESSORIES	31
D2011411	(NA/AA):OPERATION PANEL:ASS'Y	U002_S007	48
		U002_S009	48
D2011412	(EU):OPERATION SUB-UNIT:CO-C1:INX:ASS'Y	U002_S001	49
D2011527	(KOR):SHEET:APPLICATION:MULTI-LANGUAGE	ACCESSORIES	38
D2020124	PCDU:SERVICE PARTS:EXP	U006_S001	20
D2021092	BRACKET:GRIP:FRONT	U015	21
D2021093	COVER:GRIP	U015	22
D2021095	BRACKET:GRIP:REAR	U015	23
D2021108	HOUSING:ASS'Y	U013	34
D2021115	BRACKET:DRIVE UNIT:ASS'Y	U013	35
D2021118	STAY:MIDDLE:ASS'Y	U013	36
D2021122	JOINT:DEVELOPMENT	U013	37

Exclusive Parts

Number	Part Name	Group	ID
D2021124	GEAR:DEVELOPMENT:1	U013	38
D2021125	GEAR:USED TONER:1	U013	39
D2021126	GEAR:USED TONER:2	U013	40
D2021128	SHAFT:DRIVE:DRUM:ASS'Y	U013	41
D2021135	DAMPING INSULATION:DRIVE UNIT:ENGINE	U013	42
D2021137	GROUND PLATE:PHOTOCONDUCTOR	U013	43
D2021143	JOINT:DRIVE	U013_S001	44
D2021152	BRACKET:DRIVE UNIT:PAPER FEED:ASS'Y	U013_S001_S001	45
D2021170	BRACKET:SUPPORTING PLATE:FUSING/PAPER EXIT UNIT	U013	46
D2021172	GEAR:FUSING:NO.1	U013	47
D2021174	GEAR:FUSING:NO.2	U013	48
D2021176	GEAR:FUSING:NO.3	U013	49
D2021182	GROUND PLATE:DRIVE UNIT:ENGINE	U013	50
D2021184	GROUND PLATE:DRIVE UNIT:FUSING/PAPER EXIT UNIT	U013	51
D2021191	GEAR:GRIP:NO.1	U013_S001	52
D2021193	STUD:PAPER FEED:GRIP:ASS'Y	U013_S001	53
D2021195	PULLEY:GRIP:NO.2	U013_S001	54
D2021196	HOUSING:DRIVE UNIT:PAPER FEED:ASS'Y	U013_S001	55
D2021231	COVER:UPPER:FRONT	U001	23
D2021232	COVER:UPPER:EXIT	U001	24
D2021233	COVER:UPPER:INNER BACK	U001	25
D2021235	COVER:UPPER:INNER BACK:BIN	U001	26
D2021241	CASE:DOOR:FRONT	U001	27
D2021242	DOOR:FRONT	U001	28
D2021243	COVER:FRONT:UPPER:OPERATION SUB-UNIT	U001	29
D2021244	COVER:FRONT:RIGHT UPPER	U001	30
D2021245	COVER:FRONT:UPPER	U001	31
D2021246	GUIDE PLATE:COVER:FRONT:RIGHT UPPER	U001	32
D2021247	BAND:STOPPER:DOOR	U001	33

Number	Part Name	Group	ID
D2021249	MAGNET CATCH:COVER:FRONT	U001	34
D2021252	COVER:LEFT:UPPER:REAR	U001	35
D2021255	COVER:LEFT	U001	36
D2021260	COVER:REAR:LOWER	U001	37
D2021261	COVER:REAR:UPPER	U001	38
D2021262	COVER:REAR:RIGHT UPPER	U001	39
D2021265	COVER:RIGHT:REAR	U001	40
D2021267	COVER:RIGHT:UPPER	U001	41
D2021269	COVER:REAR LOWER	ACCESSORIES	32
D2021270	CASE:SOUND PROOFING MATERIAL:FRONT	U015	24
D2021271	COVER:SOUND PROOFING MATERIAL:FRONT	U015	25
D2021272	CASE:SOUND PROOFING MATERIAL:REAR	U015	26
D2021273	COVER:SOUND PROOFING MATERIAL:REAR	U015	27
D2021276	DECAL:INSERT SUB-UNIT:TONER BOTTLE	U001	42
D2021277	COVER	U001	43
D2021278	INNER COVER:OPTICAL WRITING UNIT	U015	28
D2021279	INNER COVER:FRONT	U001	44
D2021281	COVER:SCANNER:FRONT	U001	45
D2021284	COVER:SCANNER:LEFT	U001	46
D2021285	COVER:SCANNER:UPPER:LEFT	U001	47
D2021287	COVER:SCANNER:RIGHT	U001	48
D2021288	COVER:SCANNER:UPPER:RIGHT	U001	49
D2021290	COVER:SCANNER:UPPER:REAR	U001	50
D2021301	CAP:FRONT:638HZ	U015	29
D2021302	CAP:FRONT:591HZ	U015	30
D2021303	CAP:REAR:638HZ	U015	31
D2021304	CAP:REAR:591HZ	U015	32
D2021405	(TWN):OPERATION SUB-UNIT:CO-C1:SH:TWN:ASS'Y	U002_S006	51
D2021414	(CHN):OPERATION SUB-UNIT:CO-C1:SH:ASS'Y	U002_S004	50
D2021455	PCB:LCDC:AR2FT:ASS'Y	U002_S001_S001	52

Exclusive Parts

Number	Part Name	Group	ID
		U002_S002	52
		U002_S003	52
		U002_S004_S001	52
		U002_S005	52
		U002_S006_S001	52
		U002_S007_S001	52
		U002_S008	52
		U002_S009_S001	52
		U002_S010	52
D2021488	PCB:OP-R:ASS'Y	U002	20
		U002_S001	20
		U002_S004	20
		U002_S006	20
		U002_S007	20
		U002_S009	20
D2021500	SHEET:LCD:LOWER	U002	53
		U002_S001	53
		U002_S007	53
		U002_S009	53
D2021518	BRACKET:LCDC:CM	U002	54
		U002_S001	54
		U002_S007	54
		U002_S009	54
D2021595	BRACKET:OPERATION SUB-UNIT	U002	55
D2021598	COVER:BRACKET:OPERATION SUB-UNIT:LOWER	U002	56
D2021599	COVER:BRACKET:OPERATION SUB-UNIT:UPPER	U002	57
D2021703	DC STEPPER MOTOR	U003_S002	62
D2021721	ILLUMINATION UNIT:LED-B:ASS'Y	U003	63
D2021771	LENS:HOLDER:ASS'Y	U003	64
D2021813	BRACKET:DOCUMENT FEEDER:RIGHT	U003	65
D2021814	BRACKET:DOCUMENT FEEDER:LEFT	U003	66
D2021836	(NA/EU):COVER:HEATER:SCANNER	HEATER	13
D2022261	DRUM STAY:FRONT:ASS'Y	U006_S001_S002	21

Number	Part Name	Group	ID
D2022265	SHEET:DRUM STAY:REAR	U006_S001_S002	22
D2022271	DRUM STAY:REAR:ASS'Y	U006_S001_S002	23
D2022291	HOLDER:CHARGE:FRONT	U006_S001_S002	24
D2022292	HOLDER:CHARGE:REAR	U006_S001_S002	25
D2022302	FRAME:PCU:UPPER:ASS'Y	U006_S001_S002_S001	26
D2022327	GEAR:COLLECTION COIL	U006_S001_S002_S001	27
D2022331	SHUTTER:DISCHARGE USED TONER	U006_S001_S002_S001	28
D2022332	TORSION SPRING:SHUTTER:PCU:0.6-1.3N	U006_S001_S002_S001	29
D2022333	SEAL:SHUTTER	U006_S001_S002_S001	30
D2022335	PICKOFF PAWL:ASS'Y	U006_S001_S002	31
D2022340	ELECTRODE PLATE:CHARGE	U006_S001_S002_S001	32
D2022351	COVER:PCU:UPPER:ASS'Y	U006_S001_S002_S001	33
D2022356	GRIP:PCU	U006_S001_S002_S001	34
D2022375	GEAR:TRANSPORT SCREW:DISCHARGE USED TONER	U006_S001_S002_S001	35
D2022380	DISCHARGE LAMP:ASS'Y	U006	36
D2022401	DISCHARGE LAMP:PCL:ASS'Y	U006	37
D2022404	FRAME:DISCHARGE LAMP	U006	38
D2022405	COVER:DISCHARGE LAMP	U006	39
D2022406	SHEET:DISCHARGE LAMP	U006	40
D2022407	SHEET:OPPOSED:OPTICS SENSOR	U006	41
D2022409	SEAL:COVER:DISCHARGE LAMP	U006	42
D2022431	COVER:PCU:REAR:SUB-ASS'Y	U006_S001_S002	43
D2022440	GUIDE:SEPARATION/TRANSPORT:ASS'Y	U006_S001_S002_S001	44
D2022551	STAY:REGISTRATION:ASS'Y	U005	96
D2022561	SHAFT:REGISTRATION ROLLER:DRIVEN	U005	97
D2022566	CASE:REMOVE PAPER DUST:ASS'Y	U005	98

Exclusive Parts

Number	Part Name	Group	ID
	Y		
D2022576	GUIDE PLATE:REGISTRATION:DRIVEN	U005	99
D2022581	GUIDE PLATE:REGISTRATION:DRIVE:ASS'Y	U008	38
D2022587	REGISTRATION ROLLER:DRIVE	U008	39
D2022612	DC SOLENOID:PICKUP:ASS'Y	U012_S001	114
D2022614	COIL SPRING:RELEASE:PICKUP:MANUAL FEED	U012_S001	115
D2022616	COVER:PAPER STOPPER:MANUAL FEED	U012_S001	116
D2022617	ARM:PICKUP:MANUAL FEED	U012_S001	117
D2022618	SHEET:PICKUP	U012_S001	118
D2022619	TORSION SPRING:PICKUP	U012_S001	119
D2022620	SHOE:TORSION SPRING:PICKUP	U012_S001	120
D2022621	COVER:DAMPER	U012_S001	121
D2022624	COVER:PAPER END	U012_S001	122
D2022629	MANUAL FEED TABLE	U012	123
D2022631	SIDE FENCE:FRONT	U012	124
D2022633	SIDE FENCE:REAR	U012	125
D2022634	RACK:MANUAL FEED	U012	126
D2022638	FEELER:PAPER SIZE SENSOR:MANUAL FEED	U012	127
D2022639	COVER:MANUAL FEED TABLE	U012	128
D2022640	EXTENSION TRAY:NO.1	U012	129
D2022641	EXTENSION TRAY:NO.2	U012	130
D2022642	PULLEY:WIRE:MANUAL FEED TABLE	U012	131
D2022646	ARM:MANUAL FEED:REAR UPPER	U012	132
D2022653	ARM:LINK:PAPER STOPPER	U012_S001	133
D2022654	CUSHION:GUIDE PLATE:SEPARATOR	U012_S001	134
D2022658	SHEET:RACK:MANUAL FEED	U012	135
D2022675	DECAL:SCALE:MANUAL FEED:FRONT:EXP	U012	136
D2022676	DECAL:SCALE:MANUAL FEED:MIDDLE	U012	137
D2022677	DECAL:SCALE:MANUAL FEED:REAR	U012	138

Number	Part Name	Group	ID
	AR		
D2022679	DECAL:PAPER SET DIRECTION:MANUAL FEED:EXP	U012	139
D2022691	GUIDE PLATE:VERTICAL TRANSPORT:NO.1:DRIVEN	U012	140
D2022693	GUIDE PLATE:VERTICAL TRANSPORT:NO.2:DRIVEN	U012	141
D2022694	SHAFT:FLAT CONVEYER BELT:PULLEY	U012	142
D2022697	HOLDER:DRIVEN:BELT	U012	143
D2022703	PAPER FEED UNIT:NO.1:EXP:ASS'Y	U005_S002	100
D2022714	GUIDE PLATE:VERTICAL TRANSPORT:PAPER FEED UNIT:NO.1	U005_S002	102
D2022715	PAPER FEED UNIT:NO.2:EXP:ASS'Y	U005_S003	101
D2022759	TRANSPORT ROLLER:VERTICAL TRANSPORT:ASS'Y	U005_S002	103
		U005_S003_S001	103
D2022786	DISCHARGE BRUSH:PAPER FEED UNIT:UPPER	U005_S002	104
D2022787	GROUND PLATE:DISCHARGE BRUSH:PAPER FEED UNIT	U005_S002	105
D2022800	PAPER TRAY:NO.1:ASS'Y	U005_S008	106
D2022805	PAPER TRAY:NO.2:ASS'Y	U005_S009	107
D2022819	LINK:END FENCE:PAPER SIZE SENSOR:A3	U005_S008	108
D2022846	DECAL:SIZE INDICATION:END FENCE:FRONT	U005_S008	109
		U005_S009	109
D2022847	DECAL:SIZE INDICATION:END FENCE:REAR	U005_S008	110
		U005_S009	110
D2022865	COVER:PAPER TRAY:NO.1	U005_S008	111
D2022868	DECAL:SIZE INDICATION:SIDE FENCE:NO.1	U005_S008	112
		U005_S009	112
D2022885	SIDE FENCE:REAR:ASS'Y	U005_S008_S004	113
		U005_S009_S004	113
D2022887	COVER:PAPER TRAY:LEFT REAR	U005	114
D2022902	SUPPORTER:LEFT:NO.1:ASS'Y	U005_S006	115
D2022904	SUPPORTER:LEFT:NO.2:ASS'Y	U005_S007	116

Exclusive Parts

Number	Part Name	Group	ID
D2022955	MANUAL FEED UNIT:ASS'Y	U012_S001	144
D2022992	BRACKET:STOPPER:REGISTRATI ON	U008	40
D2023028	SEAL:DEVELOPMENT:ASS'Y	U006_S001_S001 S005	45
D2023119	PLAIN SHAFT BEARING:TRANSPOR T SCREW:RIGHT FRONT:ASS'Y	U006_S001_S001 S001	46
D2023121	PLAIN SHAFT BEARING:TRANSPOR T SCREW:LEFT FRONT:ASS'Y	U006_S001_S001 S002	47
D2023123	PLAIN SHAFT BEARING:TRANSPOR T SCREW:RIGHT REAR:ASS'Y	U006_S001_S001 S003	48
D2023125	PLAIN SHAFT BEARING:TRANSPOR T SCREW:LEFT REAR:ASS'Y	U006_S001_S001 S004	49
D2023128	SHEET:PLAIN SHAFT BEARING:TR ANSPORT SCREW	U006_S001_S001 S001	50
		U006_S001_S001 S002	50
		U006_S001_S001 S003	50
		U006_S001_S001 S004	50
D2023140	GEAR:DEVELOPMENT ROLLER	U006_S001_S001	51
D2023141	GEAR:TRANSPORT SCREW:REAR	U006_S001_S001	52
D2023143	GEAR:TRANSPORT SCREW:FRON T	U006_S001_S001	53
D2023145	GEAR:DEVELOPMENT ROLLER:ID LER	U006_S001_S001	54
D2023146	GEAR:TRANSPORT SCREW:IDLER	U006_S001_S001	55
D2023152	FILTER:DEVELOPMENT	U006_S001_S001	56
D2023224	(EU/AA/NA/CHN):SEAL:CASE:ENT RANCE SEAL:FRONT	U006_S001_S001 S005	57
D2023225	(EU/AA/NA/CHN):SEAL:CASE:ENT RANCE SEAL:REAR	U006_S001_S001 S005	58
D2023242	(EU/AA/NA/CHN):SEAL:DEVELOPM ENT:FRONT REAR	U006_S001_S001 S005	59
D2023260	HOLDER:TERMINAL:DEVELOPME NT VIAS	U006	60
D2023261	TERMINAL:DEVELOPMENT BIAS:A	U006	61

Number	Part Name	Group	ID
	SS'Y		
D2023263	HOLDER:DEVELOPMENT BIAS:MA IN	U006	62
D2023264	TERMINAL:DEVELOPMENT BIAS:M AIN	U006	63
D2023290	TRANSPORT SCREW:DEVELOPM ENT:RIGHT	U006_S001_S001	64
D2023292	TRANSPORT SCREW:DEVELOPM ENT:LEFT	U006_S001_S001	65
D2023301	TRANSPORT SCREW:NOZZLE:AS S'Y	U007	7
D2023303	DRIVE UNIT:TONER SUPPLY:ASS' Y	U007_S002	8
D2023372	BASE:TONER CARTRIDGE	U007	9
D2023376	SEAL:BASE:SLIDE RAIL:LOWER	U007	10
D2023885	DENSITY SENSOR:AROUND THE PHOTOCONDUCTOR	U008	41
D2023890	LED:RED	U008	42
D2023951	HOUSING:MAIN:TRANSFER	U008	43
D2023952	TERMINAL:RECEPTACLE:MAIN:TR ANSFER	U008	44
D2023960	CONNECTING SPRING:SEPARATI ON	U008	45
D2023961	CONNECTING SPRING:TRANSFER	U008	46
D2023962	ELECTRODE PLATE:TRANSFER	U008	47
D2024146	PLAIN SHAFT BEARING:DIA4XDIA 6X6	U010_S001	31
		U010_S002	31
		U010_S003	31
		U010_S004	31
		U010_S005	31
D2024215	GUIDE PLATE:FUSING EXIT	U010_S001	32
		U010_S002	32
		U010_S003	32
		U010_S004	32
		U010_S005	32
D2024224	STRIPPER PLATE:FUSING EXIT	U010_S001	33
		U010_S002	33
		U010_S003	33

Exclusive Parts

Number	Part Name	Group	ID
		U010_S004	33
		U010_S005	33
D2024233	LEVER:LOCK:PRESSURE	U010_S001	34
		U010_S002	34
		U010_S003	34
		U010_S004	34
		U010_S005	34
D2024234	LEVER:PRESSURE RELEASE:FRO NT:ASS'Y	U010_S001	35
		U010_S002	35
		U010_S003	35
		U010_S004	35
		U010_S005	35
D2024236	LEVER:PRESSURE:FRONT:PEEN	U010_S001	36
		U010_S002	36
		U010_S003	36
		U010_S004	36
		U010_S005	36
D2024244	LEVER:PRESSURE RELEASE:REA R:ASS'Y	U010_S001	37
		U010_S002	37
		U010_S003	37
		U010_S004	37
		U010_S005	37
D2024245	DECAL:C:GUIDE PLATE:FUSING E XIT	U010_S001	38
		U010_S002	38
		U010_S003	38
		U010_S004	38
		U010_S005	38
D2024246	LEVER:PRESSURE:REAR:PEEN	U010_S001	39
		U010_S002	39
		U010_S003	39
		U010_S004	39
		U010_S005	39
D2024252	FUSING ENTRANCE GUIDE PLATE	U010_S001	40
		U010_S002	40
		U010_S003	40
		U010_S004	40
		U010_S005	40
D2024256	BRACKET:PRESSURE ROLLER:RE	U010_S001	41

Number	Part Name	Group	ID
	AR	U010_S002	41
		U010_S003	41
		U010_S004	41
		U010_S005	41
D2024258	STAY:GEAR	U010_S001	42
		U010_S002	42
		U010_S003	42
		U010_S004	42
		U010_S005	42
D2024262	FUSING COVER:UPPER	U010_S001	43
		U010_S002	43
		U010_S003	43
		U010_S004	43
		U010_S005	43
D2024263	DECAL:H-TEMP WARNING:FUSIN G	U010_S001	44
		U010_S002	44
		U010_S003	44
		U010_S004	44
		U010_S005	44
D2024266	BRACKET:PRESSURE ROLLER:FR ONT	U010_S001	45
		U010_S002	45
		U010_S003	45
		U010_S004	45
		U010_S005	45
D2024309	FLAT NUT:THERMISTOR:PRESSU RE ROLLER	U010_S001	46
		U010_S002	46
		U010_S003	46
		U010_S004	46
		U010_S005	46
D2024313	PRESSURE ROLLER:DIA32	U010_S001	47
		U010_S002	47
		U010_S003_S001	47
		U010_S004	47
		U010_S005	47
D2024335	ELECTRODE PLATE:MIDDLE	U010_S001	48
		U010_S002	48
		U010_S003	48
		U010_S004	48

Exclusive Parts

Number	Part Name	Group	ID
		U010_S005	48
D2024337	ELECTRODE PLATE:REAR	U010_S001	49
		U010_S002	49
		U010_S003	49
		U010_S004	49
		U010_S005	49
D2024374	COVER:HARNESS	U010	50
D2024386	ELECTRODE PLATE:FRONT	U010_S001	51
		U010_S002	51
		U010_S003	51
		U010_S004	51
		U010_S005	51
D2024421	GEAR:EXIT ROLLER	U011	47
D2024426	BRACKET:DC STEPPER MOTOR:REVERSE	U011	48
D2024431	DC SOLENOID:ASS'Y	U011	49
D2024452	GUIDE PLATE:EXIT:LOWER	U011	50
D2024458	ROLLER:DRIVEN:EXIT	U011	53
D2024459	ROLLER:DRIVEN:EXIT:MIDDLE	U011_S001	54
		U011_S002	54
D2024460	ARM:ROLLER:DRIVEN:EXIT:FRONT MIDDLE	U011_S001	55
D2024461	ARM:ROLLER:DRIVEN:EXIT:REAR MIDDLE	U011_S002	56
D2024462	SPRING PLATE:ROLLER:DRIVEN:EXIT:MIDDLE	U011_S001	57
		U011_S002	57
D2024466	ROLLER:DRIVEN:EXIT:FRONT MIDDLE:ASS'Y	U011_S001	51
D2024467	ROLLER:DRIVEN:EXIT:REAR MIDDLE:ASS'Y	U011_S002	52
D2024477	REVERSE ROLLER	U011	58
D2024481	GATE PAWL:EXIT	U011	59
D2024491	INNER COVER:EXIT	U011	60
D2024630	COVER:DUPLEX	U012	145
D2024634	ARM:PRESSURE RELEASE:FRONT	U012	146
D2024635	ARM:PRESSURE RELEASE:REAR	U012	147
D2024647	TRANSPORT ROLLER:DUPLEX:2	U012	148

Number	Part Name	Group	ID
D2024651	GEAR:PULLEY	U012	149
D2024652	TRANSPORT ROLLER:ENTRANCE	U012	150
D2024661	HOOK:STOPPER:DUPLEX UNIT:FRONT	U012	151
D2024667	GUIDE PLATE:DUPLEX:EXIT	U012	152
D2024668	GUIDE:REGISTRATION:ENTRANCE:REAR	U012	153
D2024669	GUIDE:REGISTRATION:ENTRANCE:FRONT	U012	154
D2024671	GUIDE PLATE:DUPLEX:ENTRANCE	U012	155
D2024673	FEELER:DUPLEX:ENTRANCE SENSOR	U012	156
D2024674	TORSION SPRING:DUPLEX:ENTRANCE SENSOR	U012	157
D2024677	GUIDE PLATE:DRIVEN	U012	158
D2024679	DRIVEN ROLLER:DIA16:DUPLEX	U012	159
D2024680	BRACKET:DRIVEN ROLLER:PRESSURE	U012	160
D2024682	DRIVEN ROLLER:DIA16	U012	161
D2024683	COVER:GUIDE PLATE:DRIVEN	U012	162
D2024690	GUIDE PLATE:UPPER	U012	163
D2024691	COMPRESSION SPRING:SHAFT:GUIDE PLATE:UPPER	U012	164
D2024692	SHAFT:PRESSURE:GUIDE PLATE:UPPER	U012	165
D2024706	BRACKET:MOTOR:DUPLEX:ENTRANCE	U012	166
D2024708	GEAR:IDLER	U012	167
D2024721	BRACKET:LINK:DUPLEX	U012	168
D2024722	LINK:DUPLEX	U012	169
D2024726	TORSION SPRING:LINK:CONTACT POINT	U012	170
D2024730	INNER COVER:REAR:DUPLEX	U012	171
D2024731	INNER COVER:FRONT:DUPLEX	U012	172
D2024732	ARM:PUSH SWITCH	U012	173
D2024741	BRACKET:STUD:LEVER	U012	174
D2024800	PAPER STOPPER:MANUAL FEED	U012_S001	175

Exclusive Parts

Number	Part Name	Group	ID
D2025106	PCB:BCU:CRN-C1:SRD:ASS'Y	U014	47
D2025138	PCB:SIO	U003	67
D2025185	(NA/EU):PCB:DHB	HEATER	14
D2025187	(EU/AA/CHN):CHOKE COIL:D2025187	U014	48
D2025800	COVER:RACK	U014	49
D2025811	COVER:FAX	U014	50
D2025818	BRACKET:HDD	U014	51
D2025826	STEPPED SCREW:SAFETY SWITCH:M2.5	U014	52
D2025827	BRACKET:SAFETY SWITCH:RIGHT:2	U014	53
D2025829	TORSION SPRING:SAFETY SWITCH:H:3.7N	U014	54
D2025835	BRACKET:MAIN SWITCH	U014	55
D2025838	BRACKET:SAFETY SWITCH:LEFT:2	U014	56
D2025888	COVER:C/T BOX	U014	57
D2026211	TRANSFER ROLLER:ASS'Y	U008	48
D2026220	FRAME:TRANSFER/SEPARATION UNIT:ASS'Y	U008	69
D2026255	DECAL:GRIP:B	U008	49
D2026260	LEVER:PRESSURE:TRANSFER ROLLER:FRONT	U008	50
D2026261	LEVER:PRESSURE:TRANSFER ROLLER:REAR	U008	51
D2026264	COMPRESSION SPRING:PRESSURE:TRANSFER ROLLER	U008	52
D2026265	LEVER:PRESSURE:GUIDE PLATE	U008	53
D2026267	SHAFT:LEVER:ON-OFF	U008	54
D2026268	LEVER:ON-OFF:TRANSFER ROLLER:FRONT	U008	55
D2026269	LEVER:ON-OFF:TRANSFER ROLLER:REAR	U008	56
D2026271	GUIDE:TRANSPORT:TRANSFER	U008	57
D2026272	BASE:GUIDE:TRANSFER	U008	58
D2026273	COMPRESSION SPRING:TRANSPORT SUB-UNIT	U008	59

Number	Part Name	Group	ID
D2026276	GROUND PLATE:TRANSFER/SEPARATION UNIT	U008	60
D2026277	GROUND PLATE:REGISTRATION ROLLER	U008	61
D2026280	GROUND PLATE:SEPARATION	U008	62
D2026281	LEVER:SET:REAR	U008	63
D2026285	LEVER:SET:FRONT	U008	64
D2026346	LINK:TRANSFER/SEPARATION UNIT	U008	65
D2026350	BRACKET:DRIVE UNIT	U008	66
D2026351	CAM:ON-OFF:TRANSFER	U008	67
D2026352	SHAFT:ON-OFF:DRIVE	U008	68
D2026410	COLLECTION BOTTLE:ASS'Y	U009	10
D2026511	BRACKET:TONER RECYCLING SELECTION:MAIN ASS'Y:ASS'Y	U009_S001	11
D2026562	BRACKET:DRIVE SUB-UNIT:COLLECTION BOTTLE	U009_S001	12
D2026598	SHEET:RAIL	U015	33
D2026599	SHEET:USED TONER	U015	34
D2026862	DECAL:SIZE INDICATION:PAPER TRAY:EXP	ACCESSORIES	33
D2027911	DUCT:RIGHT:UPPER	U015	35
D2027912	DUCT:RIGHT:LOWER	U015	36
D2027921	DUCT:EXHAUST:UPPER:C	U015	37
D2027922	DUCT:EXHAUST:UPPER:D	U015	38
D2027923	DUCT:EXHAUST:REAR:A	U015	39
D2027924	DUCT:EXHAUST:REAR:B	U015	40
D2027925	SEAL:EXHAUST:REAR:A	U015	41
D2027926	SEAL:EXHAUST:REAR:B	U015	42
D2027927	DEODORIZE FILTER	U015	43
D2027946	DUCT:DEVELOPMENT:BEARING:FRONT	U015	44
D2027949	SEAL:DUCT	U015	45
D2027961	THERMISTOR:290MM	U015	46
D2027970	DUCT:LEFT:FAN:UPPER	U015	47
D2027971	DUCT:LEFT:FAN:LOWER	U015	48
D2027972	DUCT:REAR	U015	49
D2027981	(NA/EU):THERMOSTAT	HEATER	15

Exclusive Parts

Number	Part Name	Group	ID
D2027982	(NA/EU):BRACKET:THERMOSTAT	HEATER	16
D2027996	FILTER:DUCT:DEVELOPMENT	U015	50
D6846031	(NA/EU):DECAL:ORIGINAL TABLE	ACCESSORIES	34
D6846061	(NA/EU):DECAL::ORIGINAL:MANY LANGUAGES	ACCESSORIES	35
D6883529	TIMING BELT:B40S2M224	U013	56
D7390071	(NA):HEATER:SCANNER:ASS'Y:120V	HEATER	17
D7390072	(EU):HEATER:SCANNER:ASS'Y:230V	HEATER	18
D8692221	PCU:SERVICE PARTS:EXP	U006_S001_S002	66
D8693021	DEVELOPMENT UNIT:SERVICE PARTS:EXP	U006_S001_S001	67
D8694031	(NA):SLEEVE:SERVICE	U010_S002	55
D8694033	(TWN):SLEEVE:SERVICE	U010_S003_S001	56
D8694034	(EU/AA/CHN):SLEEVE:D197/D198/D199:SERVICE	U010_S001	57
		U010_S004	57
		U010_S005	57
D8694051	(NA):FUSING UNIT:NA:SERVICE	U010_S002	52
D8694053	(TWN):FUSING UNIT:TWN:SERVICE	U010_S003	53
D8694054	(EU/AA/CHN):FUSING UNIT:EU:CDE:SERVICE	U010_S001	54
		U010_S004	54
		U010_S005	54
G0652767	LEVER - FEED	U005_S002	117
		U005_S003	117
G1281151	DECAL:WARNING (HIGH TEMPERATURE)	HEATER	19
G4042810	SPRING PLATE - 2ND MIRROR	U003_S001	68
G5701225	SENSOR SHIELDING PLATE	U003	69
GA003268	DECAL:PDF:I-GRAY:ABS	ACCESSORIES	36
GA080030	PLAIN SHAFT BEARING:CLEANER:ROLLER	U006_S001_S002	68
GW010007	PHOTO REFLECTION SENSOR:EXIT	U005	118
		U005_S002	118
		U005_S003	118
		U011	61
		U012	176

Number	Part Name	Group	ID
GX640031	FAN MOTOR:DC:2.64W	U015	51
H3064109	(TWN):DECAL - LASER CLASS1	ACCESSORIES	37
M0261815	CLAMP:MIRROR:NO.1	U003_S003	70
M0662743	FRICTION PAD:MANUAL FEED TABLE:18X7.5	U012	177
M0662749	OIL DAMPER:STRAIGHT:30N	U012_S001	178
M4445201	HDD:320GB:AQUARIUS	U014	58
VSSG9002	FLUOTRIBO MG GREASE : 100G	Special Tools	9

Standard Parts




03130060N
SCREW - M3X6



03140120N
SCREW - M4X12




03520030N
SCREW:M2X3



03530030N
SCREW:M3X3



03530040N
SCREW - M3X4



03530050N
SCREW-M3X5



03530060N
BIND SCREW - M3X6



03530080N
SCREW:M3X8



03603006N
SCREW - M3X6



03603008N
SCREW:M3X8



04503025N
TAPPING SCREW:3X25



04513008P
TAPPING SCREW - 3X8



04513016N
TAPPING SCREW - 3X16



04523008N
TAPPING SCREW - M3X8



04523010N
BINDING SELF-TAPPING SCREW:3X10



04533008N
BINDING SELF TAPPING SCREW:3X8



04543005Q
TAPPING SCREW::3X5



04543006N
TAPPING SCREW:ROUND POINT:3X6



04543006Q
TAPPING SCREW - M3X6



04543008N
TAPPING SCREW:ROUND POINT:3X8



04543008Q
TAPPING SCREW:3X8



04583008N
HEXAGON HEAD TAPPING SCREW:3X8



04583010N
HEXAGON HEAD TAPPING SCREW:3X10




04583012N
HEXAGON HEAD TAPPING SCREW:3X12



04593008N
BINDING HEAD TAPPING SCREW:3X8



04593010N
BINDING HEAD TAPPING SCREW:3X10




06220160E
SPRING PIN - 2X16MM



06220180E
SPRING PIN - 2X18MM

Standard Parts



06320100G
PIN - 2X10MM



07200030E
RETAINING RING - M3




07200040E
RETAINING RING - M4



07200060E
RETAINING RING - M6



07250100E
RETAINING RING C - M10



08025299
TAPPING SCREW - M3X8



08025312
TAPPING SCREW:WASHER:3
X10



08046123
HEXAGONAL BOLT:W/WASH
ER:M3X8



08046127
HEXAGONAL BOLT:DOUBLE
SCREW:M3X8



08050089
RETAINING RING - M4



08050092
RETAINING RING - 3M



08050103
RETAINING RINGS-E:SILENC
ER:DIA3



08050104
RETAINING RINGS-E:SILENC
ER:DIA4



08050106
RETAINING RINGS-E:SILENC
ER:DIA6



09543012N
SCREW - M3X12



09573006N
SCREW:SMALL ROUND/SPRI
NG:M3X6



11028502
CONNECTOR - 54679-1615



11028534
CONNECTOR - QR/P17-14S-
B



11029782
CONNECTOR:51405-1819




11050488
HARNES CLAMP



11050582
CLAMP:RBWS-0510D-V0




11050653
CLAMP:RLWS-2T V0



11050687
CLAMP:FC-30



11050692
CLAMP:LES-0503



11050723
CLAMPS:WES-0507



11050724
CLAMPS:WES-1210



11050725
CLAMPS:WES-1117




11050726
CLAMPS:WES-2217

Standard Parts



11050758
CLAMP:LWSM-0306A



11050759
CLAMP:LWSM-0605A



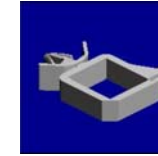
11050760
CLAMP:LWSM-0511A



11050761
CLAMP:LWS-0511A



11050762
CLAMP:LWS-0711A



11050763
CLAMP:LWS-1211A




11050764
CLAMP:LWS-1316A




11050765
CLAMP:LWS-2218A




11050792
SPACER:PCB-4S-V0




11500440
(NA):POWER SUPPLY CODE:
120V:15A



11500441
(EU/AA):POWER SUPPLY CO
DE:250V:10A



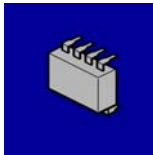
11500442
(CHN):POWER SUPPLY COD
E:250V:10A



11500443
(TWN):POWER SUPPLY COD
E:125V:15A



12042612
MICRO SWITCH:D3V-16506-3
C25




14077667
EEPROM:BR24T128-W




16072249
FERRITE CORE:K3 NF-70-A(
N)BK0



16072251
FERRITE CORE:K3 NF-75(N)
BK0



16072292
FERRITE CORE:K3 FF 31.00X
8.00X3.00X0.50



16072298
FERRITE CORE:K3 FF 33.50X
8.00X6.50X1.30

PM Part List

Number	Part Name	Num	Group	ID
AD027034	ROLLER:CHARGE	1	U006_S001_S002	13
AD041152	BLADE:CLEANING:8799:ASS'Y	1	U006_S001_S002	14
AD042078	BRUSH ROLLER:CLEANER:CHARGE	1	U006_S001_S002	15
AE030092	RADIAL BALL BEARING:DIA10XDIA22X6	10	U010_S001	22
			U010_S002	22
			U010_S003_S001	22
			U010_S004	22
			U010_S005	22
D1979510	OPC DRUM	1	U006_S001_S002	18
D1979640	DEVELOPER BLACK	1	U006	19
D2022335	PICKOFF PAWL:ASS'Y	2	U006_S001_S002	31
D2023028	SEAL:DEVELOPMENT:ASS'Y	1	U006_S001_S001_S005	45
D2023119	PLAIN SHAFT BEARING:TRANSPORT SCREW:RIGHT FRONT:ASS'Y	1	U006_S001_S001_S001	46
D2023121	PLAIN SHAFT BEARING:TRANSPORT SCREW:LEFT FRONT:ASS'Y	1	U006_S001_S001_S002	47
D2023123	PLAIN SHAFT BEARING:TRANSPORT SCREW:RIGHT REAR:ASS'Y	1	U006_S001_S001_S003	48
D2023125	PLAIN SHAFT BEARING:TRANSPORT SCREW:LEFT REAR:ASS'Y	1	U006_S001_S001_S004	49
D2023152	FILTER:DEVELOPMENT	3	U006_S001_S001	56
D2023224	(EU/AA/NA/CHN):SEAL:CASE:ENTRANCE SEAL:FRONT	4	U006_S001_S001_S005	57
D2023225	(EU/AA/NA/CHN):SEAL:CASE:ENTRANCE SEAL:REAR	4	U006_S001_S001_S005	58
D2023242	(EU/AA/NA/CHN):SEAL:DEVELOPMENT:FRONT REAR	8	U006_S001_S001_S005	59
D2024313	PRESSURE ROLLER:DIA32	5	U010_S001	47
			U010_S002	47
			U010_S003_S001	47
			U010_S004	47

Number	Part Name	Num	Group	ID
			U010_S005	47
D2026211	TRANSFER ROLLER:ASS'Y	1	U008	48
D2026410	COLLECTION BOTTLE:ASS'Y	1	U009	10
D8694031	(NA):SLEEVE:SERVICE	1	U010_S002	55
D8694033	(TWN):SLEEVE:SERVICE	1	U010_S003_S001	56
D8694034	(EU/AA/CHN):SLEEVE:D197/D198/D199:SERVICE	3	U010_S001	57
			U010_S004	57
			U010_S005	57

Design Change List

Number	Title	Set	Old Part		New Part		Index No.		Q'ty	Interchg		Reason	Cut-in S/N
			P/N	Name	P/N	Name	Group	ID		Indiv.	Set		
201505-01	1505 Modification	-	D2022704	PAPER FEED UNIT:NO.2:EXP:ASSY	D2022715	PAPER FEED UNIT:NO.2:EXP:ASSY	U005_S003	101	1	O/O			D19757:
201505-02	1505 Modification	-			D1494787	GUIDE:HARNES S:MANUAL FEED :CONNECTING	U012	179	1				D19757:
201505-03	1505 Modification	A			08050106	RETAINING RING S-E:SILENCER:DI A6	U010_S001	58	1				D19757:
					08050106	RETAINING RING S-E:SILENCER:DI A6	U010_S002	58	1				
					08050106	RETAINING RING S-E:SILENCER:DI A6	U010_S003	58	1				
					08050106	RETAINING RING S-E:SILENCER:DI A6	U010_S004	58	1				
					08050106	RETAINING RING S-E:SILENCER:DI A6	U010_S005	58	1				
201505-04	1505 Modification	A	AA061215	SPRING:RELEASE:FUSING EXIT	AA066435	SPRING:RELEASE:FUSING EXIT	U010_S001	59	1	X/X			D19757:
			AA061215	SPRING:RELEASE:FUSING EXIT	AA066435	SPRING:RELEASE:FUSING EXIT	U010_S002	59	1	X/X			
			AA061215	SPRING:RELEASE:FUSING EXIT	AA066435	SPRING:RELEASE:FUSING EXIT	U010_S003	59	1	X/X			
			AA061215	SPRING:RELEASE:FUSING EXIT	AA066435	SPRING:RELEASE:FUSING EXIT	U010_S004	59	1	X/X			
			AA061215	SPRING:RELEASE:FUSING EXIT	AA066435	SPRING:RELEASE:FUSING EXIT	U010_S005	59	1	X/X			

Design Change List

Number	Title	Set	Old Part		New Part		Index No.		Q'ty	Interchg		Reason	Cut-in S/N
			P/N	Name	P/N	Name	Group	ID		Indiv.	Set		
				E:FUSING EXIT		E:FUSING EXIT							
201505-05	1505 Modification	A	D2024214	GUIDE PLATE:FUSING EXIT	D2024215	GUIDE PLATE:FUSING EXIT	U010_S001	32	1	X/X			D19757:
			D2024214	GUIDE PLATE:FUSING EXIT	D2024215	GUIDE PLATE:FUSING EXIT	U010_S002	32	1	X/X			
			D2024214	GUIDE PLATE:FUSING EXIT	D2024215	GUIDE PLATE:FUSING EXIT	U010_S003	32	1	X/X			
			D2024214	GUIDE PLATE:FUSING EXIT	D2024215	GUIDE PLATE:FUSING EXIT	U010_S004	32	1	X/X			
			D2024214	GUIDE PLATE:FUSING EXIT	D2024215	GUIDE PLATE:FUSING EXIT	U010_S005	32	1	X/X			
201505-06	1505 Modification	-	D1775686	PCB:DCSW	D1495686	(CHN)(D249/D250/D251-EU-AA):PCB:DCSW	U014	34	1	O/O			D19757:
			D1775686	PCB:DCSW	D1495686	(CHN)(D249/D250/D251-EU-AA):PCB:DCSW	U014	34	1	O/O			
			D1775686	PCB:DCSW	D1495686	(CHN)(D249/D250/D251-EU-AA):PCB:DCSW	U014	34	1	O/O			
201505-07	1505 Modification	-	D2025120	PCB:BCU:ASS'Y	D2025106	PCB:BCU:CRN-C1:SRD:ASS'Y	U014	47	1	O/O			D19757:
201504-01	1504 Modification	-	D1494681	BRACKET:MOTOR	D1484681	BRACKET:MOTOR:PEEN	U012	86	1	O/O			D19757:
201504-02	1504 Modification	-			D2026220	FRAME:TRANSFER/SEPARATION UNIT:ASS'Y	U008	69	1				D19757:
201503-01	1503 Modification	-	D1975663	(D197/D249_SP Model):PCB:CTL_JL2	D1975673	(MP 2554SP_2554ZSP):PCB:CTL_JL2:CRN-C1C:EX	U014	35	1	X/O			D19757:

Design Change List

Number	Title	Set	Old Part		New Part		Index No.		Q'ty	Interchg		Reason	Cut-in S/N
			P/N	Name	P/N	Name	Group	ID		Indiv.	Set		
		-				P							
201503-02	1503 Modification	-	D1491494	PCB:OP-R:ASS'Y	D2021488	PCB:OP-R:ASS'Y	U002_S001	20	1	O/O			D19757:
			D1491494	PCB:OP-R:ASS'Y	D2021488	PCB:OP-R:ASS'Y	U002	20	1	O/O			
			D1491494	PCB:OP-R:ASS'Y	D2021488	PCB:OP-R:ASS'Y	U002	20	1	O/O			
			D1491494	PCB:OP-R:ASS'Y	D2021488	PCB:OP-R:ASS'Y	U002_S004	20	1	O/O			
			D1491494	PCB:OP-R:ASS'Y	D2021488	PCB:OP-R:ASS'Y	U002	20	1	O/O			
			D1491494	PCB:OP-R:ASS'Y	D2021488	PCB:OP-R:ASS'Y	U002_S006	20	1	O/O			
			D1491494	PCB:OP-R:ASS'Y	D2021488	PCB:OP-R:ASS'Y	U002_S007	20	1	O/O			
			D1491494	PCB:OP-R:ASS'Y	D2021488	PCB:OP-R:ASS'Y	U002	20	1	O/O			
			D1491494	PCB:OP-R:ASS'Y	D2021488	PCB:OP-R:ASS'Y	U002_S009	20	1	O/O			
			D1491494	PCB:OP-R:ASS'Y	D2021488	PCB:OP-R:ASS'Y	U002	20	1	O/O			
201503-03	1503 Modification	-			D2011527	(KOR):SHEET:APPLICATION:MULTI-LANGUAGE	ACCESSORIES	38	1				D19757:
201502-01	1502 Modification	-	D2021415	(TWN):OPERATION PANLE:SH:ASS'Y	D2021405	(TWN):OPERATION SUB-UNIT:CO-C1:SH:TWN:ASS'Y	U002_S006	51	1	O/O			D19757:
201501-01	1501 Modification	-	D2024457	ROLLER:DRIVEN:EXIT:REAR MIDDLE:ASS'Y	D2024467	ROLLER:DRIVEN:EXIT:REAR MIDDLE:ASS'Y	U011_S002	52	1	X/O			D19757:
201501-02	1501 Modification	-	D2024456	ROLLER:DRIVEN:EXIT:FRONT MIDDLE:ASS'Y	D2024466	ROLLER:DRIVEN:EXIT:FRONT MIDDLE:ASS'Y	U011_S001	51	1	X/O			D19757:
201412-01	1412 Modification	-	AA061198	SPRING:RELEASE:FUSING EXIT	AA061215	SPRING:RELEASE:FUSING EXIT	U010_S001	17	1	X/O			D19757:
							U010_S002	17	1				
							U010_S003	17	1				
							U010_S004	17	1				
							U010_S005	17	1				
201412-02	1412 Modification	-	D8694011	(NA):FUSING UNI	D8694051	(NA):FUSING UNI	U010_S002	52	1	X/O			D19757:

Design Change List

Number	Title	Set	Old Part		New Part		Index No.		Q'ty	Interchg		Reason	Cut-in S/N
			P/N	Name	P/N	Name	Group	ID		Indiv.	Set		
		-		T:SERVICE		T:NA:SERVICE							
201412-03	1412 Modification	-	D8694014	(EU/AA/CHN):FUSING UNIT:D197/D198/D199:SERVICE	D8694054	(EU/AA/CHN):FUSING UNIT:EU:CDE:SERVICE	U010_S005	54	1	X/O			D19757:
			D8694014	(EU/AA/CHN):FUSING UNIT:D197/D198/D199:SERVICE	D8694054	(EU/AA/CHN):FUSING UNIT:EU:CDE:SERVICE	U010_S004	54	1	X/O			
			D8694014	(EU/AA/CHN):FUSING UNIT:D197/D198/D199:SERVICE	D8694054	(EU/AA/CHN):FUSING UNIT:EU:CDE:SERVICE	U010_S001	54	1	X/O			
201412-04	1412 Modification	-	D8694013	(TWN):FUSING UNIT:SERVICE	D8694053	(TWN):FUSING UNIT:TWN:SERVICE	U010_S003	53	1	X/O			D19757:
201412-05	1412 Modification	-	B2134460	SHAFT:PRESSURE ROLLER	D1494459	SHAFT:DRIVEN:EXIT ROLLER	U011	18	2	X/O			D19757:
							U011_S001	18	1				
							U011_S002	18	1				
201412-06	1412 Modification	-			D2023242	(EU/AA/NA/CHN):SEAL:DEVELOPMENT:FRONT REAR	U006_S001_S001_S00	59	1				D19757:
					D2023242	(EU/AA/NA/CHN):SEAL:DEVELOPMENT:FRONT REAR	U006_S001_S001_S00	59	1				
					D2023242	(EU/AA/NA/CHN):SEAL:DEVELOPMENT:FRONT REAR	U006_S001_S001_S00	59	1				

Design Change List

Number	Title	Set	Old Part		New Part		Index No.		Q'ty	Interchg		Reason	Cut-in S/N
			P/N	Name	P/N	Name	Group	ID		Indiv.	Set		
		-				AR							
					D2023242	(EU/AA/NA/CHN): SEAL:DEVELOPMENT:FRONT REAR	U006_S001_S001_S005	59	1				
					D2023242	(EU/AA/NA/CHN): SEAL:DEVELOPMENT:FRONT REAR	U006_S001_S001_S005	59	1				
					D2023242	(EU/AA/NA/CHN): SEAL:DEVELOPMENT:FRONT REAR	U006_S001_S001_S005	59	1				
201412-07	1412 Modification	-			D2023225	(EU/AA/NA/CHN): SEAL:CASE:ENTRANCE SEAL:REAR	U006_S001_S001_S005	58	1				D19757:
					D2023225	(EU/AA/NA/CHN): SEAL:CASE:ENTRANCE SEAL:REAR	U006_S001_S001_S005	58	1				
					D2023225	(EU/AA/NA/CHN): SEAL:CASE:ENTRANCE SEAL:REAR	U006_S001_S001_S005	58	1				
201412-08	1412 Modification	-			D2023224	(EU/AA/NA/CHN): SEAL:CASE:ENTRANCE SEAL:FRONT	U006_S001_S001_S005	57	1				D19757:
					D2023224	(EU/AA/NA/CHN): SEAL:CASE:ENTRANCE SEAL:FRONT	U006_S001_S001_S005	57	1				

Design Change List

Number	Title	Set	Old Part		New Part		Index No.		Q'ty	Interchg		Reason	Cut-in S/N
			P/N	Name	P/N	Name	Group	ID		Indiv.	Set		
		-				SEAL:CASE:ENT RANCE SEAL:FR ONT	_S001_S00 5						
					D2023224	(EU/AA/NA/CHN): SEAL:CASE:ENT RANCE SEAL:FR ONT	U006_S001 _S001_S00 5	57	1				

